



Standard Features

- Water usage – 6.5 gallons per cycle
- 12 cycles per hour
- Fully automatic cycle - 260 seconds
- Incoming water pressure regulator
- Internally mounted electric booster heater
 - Capable of minimum 60°F temperature rise for required 180°F minimum sanitizing rinse temperature
- One (1) 9 KW Heating Element in a 9 1/2 gallon rinse tank
- Two (2) Rotating Wash Arms - 1 upper & 1 lower
- Stationary Rinse Nozzles - Top & Bottom
- 40 Gallon Wash Tank
- Electromechanical controls
 - Safety door switch
 - Temperature control thermostat and low water protection
- Construction - 12 & 14 gauge stainless steel
- Operational and cleanability features
 - High pressure, all stainless steel wash arms
 - 32" wide x 30" high door opening
 - Double filtration system
 - Externally mounted spray down hose with spray gun nozzle
 - Waterproof LED digital gauges
 - Three wash cycles
- Installation features
 - Stainless steel control panel - easily accessible
 - Adjustable bullet feet
 - Detergent/rinse additive signal connection fuse box

Power/Connections

Electrical Rating

Wash Pump Motor Horsepower			10.0
Full Load Amps	208V	230V	460V
Electric	79.0	72.2	37.1
Steam Injectors	54.0	49.6	25.8
Steam Coils	29.0	27.0	14.5
Gas	54.0	49.6	25.8

Gas Requirements

Gas Connection (NPT)		1/2
Natural Gas (Inches-water column)		
Minimum inlet	7.0	
Main Manifold	6.0	
BTU	48,000	
Propane (Inches-water column)		
Minimum inlet	11.0	
Main Manifold	11.0	
BTU	48,000	

3" Stainless steel chimney on back of machine

Steam Requirements

Steam connection (NPT)	3/4
Injectors (Lbs per hour)	23
Coils (Lbs per hour)	43

Water Requirements

Inlet Temperature (Minimum)	140°F
Gallons per Hour	78
Gallons per Rack	6.5
Waterline Size IPS (Minimum) (Inches)	1/2
Drainline Size IPS (Minimum) (Inches)	1 1/2
Flow Pressure (PSI)	15-25

Performance/Capacities

Operating Capacity

Racks per Hour	12
----------------	----

Operating Cycle (Seconds)

Light		
Wash Time	180	
Dwell Time	20	
Rinse Time	60	
Total Cycle	260	
Medium		
Wash Time	300	
Dwell Time	20	
Rinse Time	60	
Total Cycle	380	
Heavy		
Wash Time	420	
Dwell Time	20	
Rinse Time	60	
Total Cycle	500	

Medium

Wash Time	300
Dwell Time	20
Rinse Time	60
Total Cycle	380

Heavy

Wash Time	420
Dwell Time	20
Rinse Time	60
Total Cycle	500

Operating Temperatures

Wash – °F (Minimum)	150
Rinse – °F (Minimum)	180

Frame Dimensions (Inches)

Width	36
Depth	51 (53 gas)
Height	84 1/2
Height (door open)	
Electric	106
Gas	108 1/2
Wall Clearance (Minimum)	16
Wall Clearance (Control Panel Side)	36 Wall
Clearance (Back)	12

Shipping Weight (Lbs.)

1150

Shipping Size (Inches)

Width	42
Depth	60
Height	90

Short Form Specifications

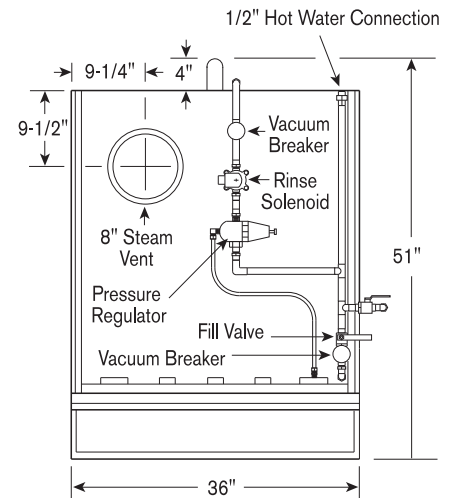
Item No. _____

Unit shall be LVO/Jackson* FL-14 Front Load door style hot water sanitizing pot & pan washer. Electrical characteristics to be ___ volts / 60 cycles / ___ phase operation with a 260 second automatic cycle using 78 gallons of 180° F. final rinse water per hour. Stainless steel construction to include hood, frame, wash tank, and adjustable feet. A 10.0 HP motor mounted to a pump with a impeller shall be mounted to the machine frame. As standard the unit shall include:

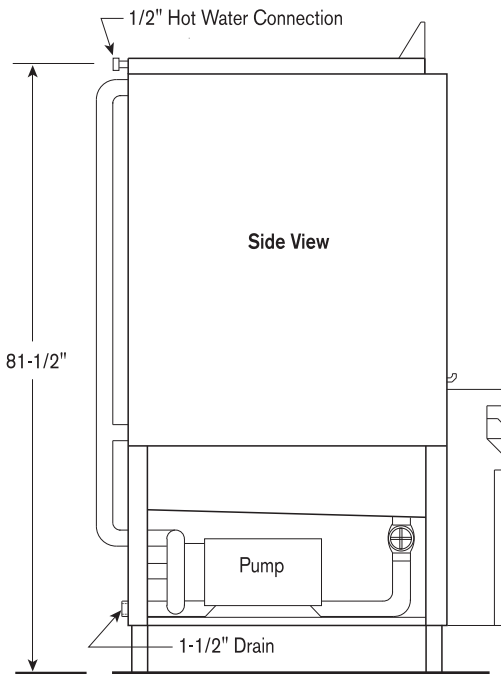
- Single point connections for all utilities
- Three Wash times cycle switch
- Side mounted control box with electro-mechanical
- Built-in water pressure regulator components.

Unit shall be NSF Certified and UL Listed.

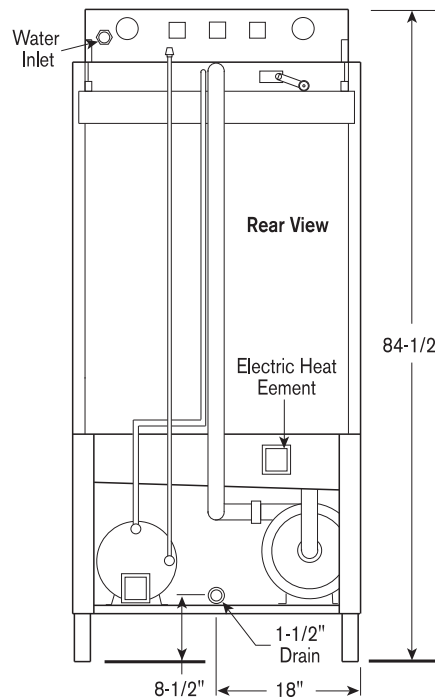
*Units shall be manufactured by LVO Manufacturing Inc.



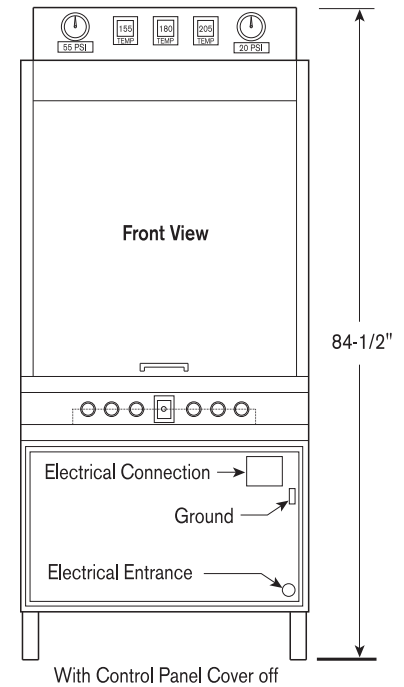
Top View



Side View



Rear View



Front View

With Control Panel Cover off

Note:

Height with door open - 106"

Door open width - 32"

Height - 30"



www.jacksonmsc.com
1-888-800-5672



Free Manuals Download Website

<http://myh66.com>

<http://usermanuals.us>

<http://www.somanuals.com>

<http://www.4manuals.cc>

<http://www.manual-lib.com>

<http://www.404manual.com>

<http://www.luxmanual.com>

<http://aubethermostatmanual.com>

Golf course search by state

<http://golfingnear.com>

Email search by domain

<http://emailbydomain.com>

Auto manuals search

<http://auto.somanuals.com>

TV manuals search

<http://tv.somanuals.com>