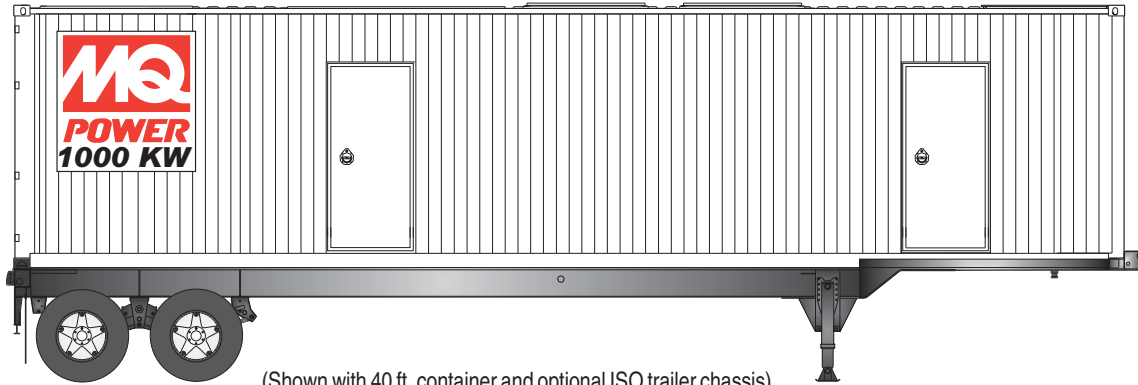




# 1000 kW Containerized Diesel Generator Set

Model	Emissions	Standby Rating	Prime Rating
EGC1000C	EPA Certified	60 Hertz	
		1000kW (1250kVA)	900kW (1125kVA)



(Shown with 40 ft. container and optional ISO trailer chassis)

## Standard Features

### Cummins Heavy Duty Diesel Engine

- 4-cycle design, turbocharged, aftercooled, direct injection
- Polymide blade cooling fan
- Engine coolant heater
- Meets Tier 2 EPA emissions standards

### Fuel System

- 1000 gallon, single wall fuel tank
- Fuel priming system
- Fuel/water separators and drip pan
- Electric fuel pump
- External fuel fill
- 30 micron RACOR® fuel/water separator with drip pan assembly

### Alternator

- Brushless, 4-pole, synchronous, WYE connection
- Class H insulation system conforms to NEMA MG1-22, BS5000, CSA-C22-2, IEC-34-1 standards for temperature rise
- Separate excitation for fast recovery from block loads and motor starting
- Drip-proof, self-venting, amortisseur windings
- Epoxy impregnated windings with tropical insulation for increased environmental protection and long life

### Automatic Voltage Regulator

- Circuitry senses true RMS voltage, rather than average, for superior load regulation

### Full Load Acceptance

- Accepts 100% of standby nameplate rating in one step, in compliance with NFPA110 Standards

### Generator Control Panel

- BASLER vibration-isolated controller
- Manual or remote engine start/stop
- RS485/Modbus communication support
- Safety shutdowns
- Externally mounted emergency stop switch
- Generator mainline circuit breaker, electronically operated, UL listed

### Specially Designed Container

- 40 ft. ISO container, sound-attenuated, foam-lined for extremely quiet operation
- Isolated operator control room
- Solidly mounted battery rack and cooling system
- Integral vibration isolators
- Exterior polyurethane coating system provides long life in extreme operating conditions
- Interior DC lights and timer switch
- Crankcase filtration system
- Critical grade silencer with heat blankets

### Warranty

- Engine-generator sets are covered by an express written, one-year limited warranty



# 1000 kW Containerized Diesel Generator Set

<b>Alternator Specifications</b>	
Model 741RSL4045	Marathon Magna Max
Type	Rotating Field
Number of Leads	10 or 12
Generator Type	Rotating Field; PMG
Voltage Regulator	Solid State, Digital, Model DVR2000
Insulation	NEMA MG1-1.66
Material	Class H
Temperature Rise	105° / 125° C
Bearing: Number, Type	Single Sealed
Coupling	Flexible Disk
Amortisseur Windings	Full
Voltage Regulation	0.25%
One Step Load Acceptance % of rating per NFPA-110	100
Peak Motor Starting HP	500
Generator Efficiency at Full Load	95%
Phase Sequence	ABC (L1, L2, L3)
L-L Harmonic Max Total	5.0%
L-L Harmonic Max Single	3.0%
Voltage Dip Upon Full Load Application (1 Step)	20% for 1.6 sec.
Voltage Rise Upon Full Load Rejection (1 Step)	10% for 0.6 sec.

The 1000kW Sound Attenuated Generator includes a reconnectable 4, 10 or 12 lead generator that may be configured for any standard 60 Hz out voltage.

### Alternator Features

- All ratings tested per MIL-STD-705 as applicable
- Protection for overload and short circuit
- Designed and built within NEMA, IEEE and ANSI standards for temperature rise
- PMG exciter for superior regulation and response
- Three-phase sensing on regulator with EMI protection
- Skewed rotor for smooth voltage wave form
- Vacuum impregnated epoxy varnish - Fungus resistant per MIL-I-24092
- Sustain short circuit current at 300% of rated current up to 10 seconds
- Listed to UL1446 and UL1004B Standards

<b>Engine Specifications</b>	
EPA Engine Family Name CEXL030.AAD	Cummins QST30-G5
Engine Type	4-cycle, Turbocharged, Aftercooled
Cylinder Arrangement	V-12
Displacement	1860 cu in (30.5 L)
Bore	5.51 in. (140 mm)
Stroke	6.50 in. (165 mm)
Compression Ratio	14.0:1
Piston Speed (60Hz)	32.4 ft/sec. @ 60 Hz
Bearing Main: Number	7
Bearing Main: Type	Replaceable, precision
Cylinder Head Material	Cast iron
Crankshaft Material	Forged steel
Brake Mean Effective Pressure (BMEP)	352 psi (2,427 kPa)
Rated RPM (60Hz)	1800 RPM
Max. Power At Rated RPM (with fan)	1490 hp (1112 kW)
Governor: Type; Make/Model	Electronic
Frequency Regulation: No load to full load	±0.25%
Frequency Regulation: Steady State	Isochronous under varying loads from no load to 100% rated load
Air Cleaner Type - All Models	Dry

<b>Amperage</b>				
Voltage	Phase	Power Factor	Amperes	
			Standby	Prime
120/208	3	0.8	3200	3200
277/480	3	0.8	1504	1353

<b>Engine Electrical System</b>	
Battery Charging Alternator Ground Type	Negative
Volts	24 VDC
Ampere Rating	35A
Starter Motor Rated Voltage	24 VDC
Minimum Recommended Battery for 0 °C / Cold Cranking Performance	1280 CCA

<b>Exhaust System</b>	
Exhaust Temperature at Rated kW (Dry Exhaust)	975°F (524°C)
Exhaust Flow at Rated kW (Standby)	7775 cfm (220 m³/min)
Silencer Type	Critical grade
Maximum Allowable Backpressure	27 in/H <sub>2</sub> O (6.7 kPa)
Exhaust Outlet Diameter	10 in.



# 1000 kW Containerized Diesel Generator Set

## Cooling System

Exhaust Manifold Type	Dry
Radiator Design	Standard Horizontal
Coolant Capacity - Engine Only	37 gal. (140 L)
Water Pump Design/Type	Belt Driven, Centrifugal
Coolant Flow	100 gal/min (378 L/min)
Heat Rejection to Coolant (Standby)	40600 Btu/min (715 kW)
Thermostat Range	180-200°F (82-93°C)

## Fuel System

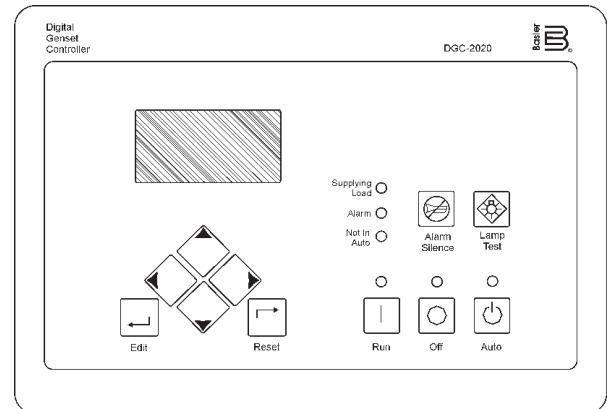
Recommended Fuel	ASTM-D975/No.1 & No.2-D	
Filter Micron Size	2	
Total Fuel Flow	150 gal./hr. (568 L/Hr.)	
Fuel Consumption		
Diesel at % of Load	gal/hr	L/hr
25%	19.3	7.3
50%	36.0	136
75%	52.6	199
100%	69.3	262

## Lubrication System

Type	Full Pressure
Oil Filters	4 Spin-on Full Flow
Oil Pressure at Rated Speed	45-56 psi (310-386 kPa)
Oil Capacity with Filters	35 gal (132 L)

## Derating (60Hz)

The engine power available up to 4958 ft. at temperatures up to 104°F and up to 4433 ft. at 122°F at standby rating, without derating. For operation at higher altitudes and ambient temperatures, the power should be derated according to the following factors:	Altitude	Ambient Temperature
	Above 4958 ft. derate at 3.4% per 1000 ft. up to 9843 ft. Derate an additional 9% per 1000 ft. above 9843 ft.	Above 122°F, derate an additional 15% per 18°F



DGC2020 Digital Genset Controller

## Digital Controller Features

- Local and Remote Generator Control
- Automatic and manual starting and stopping
- Engine and Generator Protection
- Programmable Analog Engine Senders
- ECU Communications via SAE J1939
- 16 Programmable Contact Inputs
- Programmable Logic
- Automatic Transfer Switch Control (Mains Failure)
- Integrated RS485 Modbus Connection
- Auto Synchronizing
- Event recording

## Monitoring

- Engine RPM
- Engine run time
- Generator voltage
- Generator current
- Generator frequency
- Oil pressure
- Battery voltage
- Fuel level measurements
- Running Hour Meter
- Coolant temperature
- Generator under/over voltage alarm/shutdown
- Generator under/over frequency alarm/shutdown
- Over Current alarm/shutdown
- Warm up and cooling functions
- Maintenance timer



# 1000 kW Containerized Diesel Generator Set

## Optional Features and Accessories

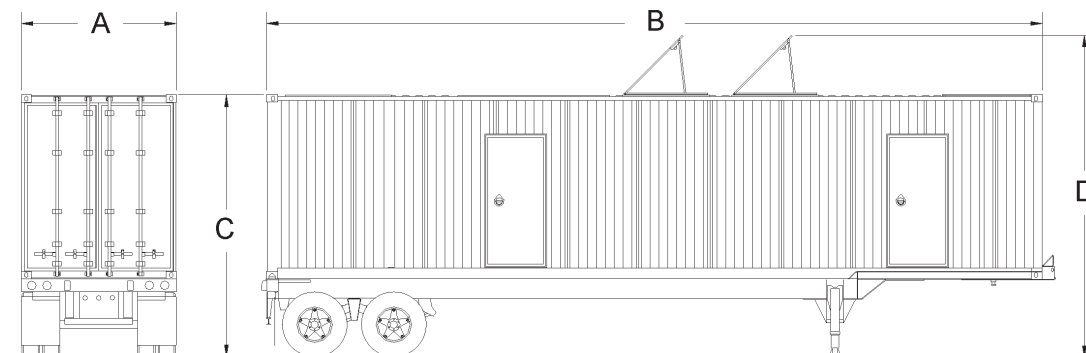
### Generator Set

- Genset-to-Genset Paralleling Control System
- Base Load-to-Utility Paralleling Control System
- Custom Outlet Panels
- Rotary Voltage Selector Switch (High Wye/Low Wye Voltages)
- Auxiliary Oil Reservoir with Level Control (15-gallon)
- Centrifugal Oil Filter System
- Oil Pan Heater with Thermostat
- Alternator Strip Heater
- AC Battery Charger with Shore Power Receptacle
- 120VAC Convenience Receptacle
- Utility Grade Protective Relay

### Container

- ISO Trailer Chassis (40 ft.)
- Double-wall Fuel Tank (900-gallon capacity)
- Fluid Containment
- Manual Fuel Valves (For Internal or External Fuel Supply)
- Entrance Ladder (6-Step, Aluminum Construction)
- Fueling Ladder (Aluminum Step Construction with Hand Rail)
- Interior Lights (AC Work lights)
- Custom Paint Colors (Artic White is Standard)

*SPECIAL OPTIONS AVAILABLE UPON REQUEST*



<b>Weight and Dimensions</b>			
<b>A</b>	<b>B</b>	<b>C</b>	<b>D</b>
96 in. (2,438 mm)	480 in. (12,192 mm)	163 in. (4,137 mm)	199 in. (5,054 mm)
Weight (Dry)*		38,460 lbs (17,445 kg)	
Weight (Wet with trailer)*		45,200 lbs (20,500 kg)	

**40 ft. Container**

\* Weight is approximate. Wet weight does not include fuel.

Backfeed to a utility system can cause electrocution and/or property damage. Do not connect to any building's electrical system except through an approved device. Features and specifications are subject to change without notice.

Your MQ Power dealer is:



**MQ POWER**  
 POST OFFICE BOX 6254  
 CARSON, CA 90749  
 310-537-3700 • 800-421-1244  
 FAX: 310-632-2656  
 E-MAIL: mqpower@multiquip.com  
 WEBSITE: www.mqpower.com

## Free Manuals Download Website

<http://myh66.com>

<http://usermanuals.us>

<http://www.somanuals.com>

<http://www.4manuals.cc>

<http://www.manual-lib.com>

<http://www.404manual.com>

<http://www.luxmanual.com>

<http://aubethermostatmanual.com>

Golf course search by state

<http://golfingnear.com>

Email search by domain

<http://emailbydomain.com>

Auto manuals search

<http://auto.somanuals.com>

TV manuals search

<http://tv.somanuals.com>