

NTSC to PAL B, D, G or I
Video System
Converter

CL1550

Owner's Manual

Congratulations and thank you for purchasing this state-of-the-art electronics product. To insure years of worry-free operation, please read this manual carefully before proceeding to install and operate this item. Store this manual in a safe place for future reference and warranty information.

The CL1550 Video System Converter allows you to convert your NTSC inputs (VCR, Camcorder or Cable Box) into PAL B, D, G or I output signals. Note: This unit converts only to the PAL B, D, G or I systems. For other PAL or SECAM systems the CL1500 and CL1575, both available from Clearline Concepts Corp., should be used. An order form and description of each is available at the end of this user's guide for your convenience.

Before You Begin

Please familiarize yourself with the following precautions:

1. Do not expose this product to direct sunlight.
2. Keep the unit away from radiators, heat sources and magnetic fields.
3. Do not place in areas where high humidity or dusty conditions are present.
4. Always stand this unit in an upright position.
5. Do not place any objects on top of this unit.
6. Install this unit in a well ventilated location.
7. If the picture is not clear when using this unit move the unit away from the TV or other electronic device.
8. Unplug the unit from its power supply when it is not to be used for a long time.

Operation and Installation

Adaptor Voltage Adjustment

The CL1550 comes equipped with a dual voltage AC adaptor. Before plugging the unit into a wall outlet, make sure that the voltage selector on the front of the adaptor is properly selected. It has the capability to either operate on 110/120V (US) or 220/240V AC (Europe, S. America). Use a pencil or similar object to slide the switch to the proper setting (Fig. 1).

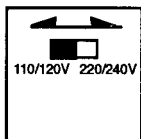
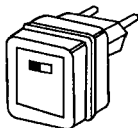
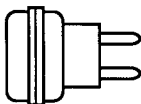


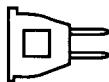
Fig. 1.



If the plug does not fit properly into your wall outlet, attach the enclosed AC plug adaptor (Fig. 2).



AC power adaptor



AC plug adaptor

Fig. 2.

Video System Selection Switch

The Video System Selector switch is located on the output end of the CL1550. Slide the switch to the left (Bypass) for direct input to output or to the right (Convert) for automatic NTSC to PAL conversion.

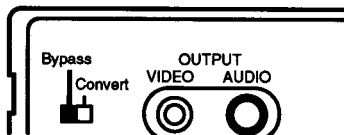
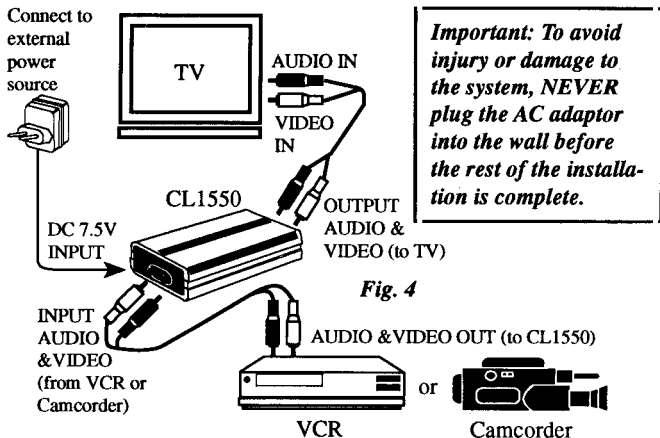
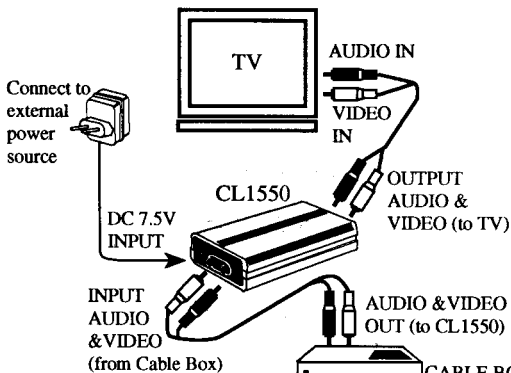


Fig. 3.

System Connection 1:***NTSC VCR or Camcorder Input (Fig. 4)*****Fig. 4****System Connection 2:**

To Hook-Up a Cable Box containing separate Audio and Video outputs use RCA cables as shown below (Fig. 5)—



System Connection 3:

If your Cable Box contains an RF (coaxial) output only—*

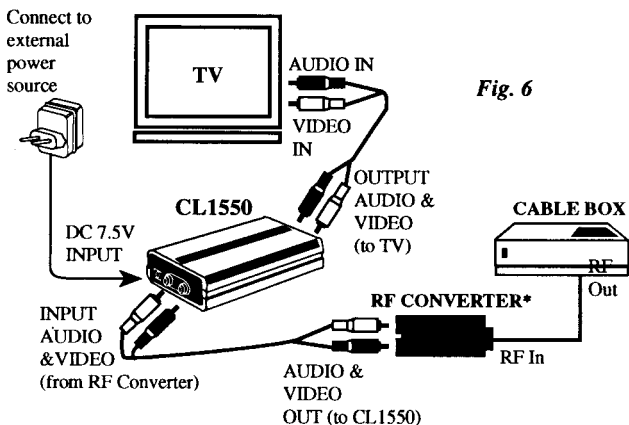


Fig. 6

*If your cable box has RF output only (coaxial) it is necessary to purchase an RF CONVERTER (such as Radio Shack Model #15-1273 Video RF Modulator) to complete the above installation.

CL1550

CONGRATULATIONS on your purchase of the CL1550 from Clearline Concepts.

We are pleased to offer you the following valuable lifetime warranty. By filling out and returning the Warranty Card below along with a payment of \$10, you will be protected against defects in workmanship or materials for the life of the product. If such a defect does occur, CLEARLINE CONCEPTS CORP. will repair or replace the item free of charge, provided you follow these simple instructions:

1. Write a brief description of the problem.
2. Wrap the package securely and insure it for its full value.
3. Mail to: CLEARLINE CONCEPTS CORP., 85 Fulton Street, Boonton, NJ 07005.
4. Be sure to include your name and address.

NOTE: This warranty does not cover damage resulting from accident, improper use, or improper service or repair by other than CLEARLINE CONCEPTS CORP.

Name _____

Address _____

Data and Place of Purchase _____

Please enclose a copy of your receipt and a check or money order for \$10 payable to **Clearline Concepts** and mail to:

CLEARLINE CONCEPTS CORP.

85 Fulton Street

Boonton, New Jersey 07005

Please send me ____ **CL1575 Video System Converter(s)** (converts any NTSC, PAL or SECAM Video Inputs to NTSC or PAL Video Outputs) at **\$199.95** each.

Please send me ____ **CL1500 Video System Converter(s)** (converts any NTSC or PAL Video Inputs to PAL M or N Video Outputs) at **\$79.95** each.

Please activate my **Lifetime Warranty CL1550 (\$10.00)**.

Check/MO enclosed Total

Please bill my **VISA/Mastercard No.** **Exp Date**

Signature

Clearline Concepts Corporation Limited Warranty

- A. Clearline Concepts warrants this item within the continental limits of the United States, Hawaii and Alaska, is free from defects in materials and workmanship under normal use service for 90 days. This warranty is applicable only to the original purchaser of the CL1550, when accompanied by a sales receipt stating the date of purchase and name of the company from which purchased. This warranty is in lieu of and excludes all other warranties, expressed or implied, including any implied warranty or merchantability or fitness, and of any other obligation on the part of Clearline Concepts.
- B. If this item shall prove to be defective, then Clearline Concepts shall either replace or repair it at no cost to the original purchaser within 90 days of the date of purchase. During the 90 day period you may return the CL1550 to Clearline Concepts at the following address:
- Clearline Concepts Corp.
85 Fulton Street
Boonton, NJ 07005
- Shipping charges are at the customer's expense. Please include a check or money order made out to Clearline Concepts for the amount of \$9.95 to cover shipping and handling.
- C. There is no formal dispute settlement mechanism available.
- D. Some states do not allow limitations on how long an implied warranty lasts and/or do not allow exclusions or limitations or exclusions may not apply to you.
- E. This warranty gives you specific legal rights, and you may also have other rights which vary from state to state.
- F. This warranty does not extend any CL1550 sold by Clearline Concepts which has been subjected to misuse, neglect, accident, improper installation or to use in violation of the instructions furnished by Clearline Concepts. This warranty does not extend to or apply to any CL1550 which has been repaired or altered by any persons who have not been expressly approved by Clearline Concepts.
- G. Clearline Concepts shall not be liable for any special or consequential damages or for loss or expense directly or indirectly arising from the use of the CL1550 or any inability to use either separately or in combination with other equipment or CL1550 accessories or from any other case.
- H. Clearline Concepts reserves the right to make changes in the design of and to make additions or improvements without incurring any obligation to modify any CL1550 previously sold.

Free Manuals Download Website

<http://myh66.com>

<http://usermanuals.us>

<http://www.somanuals.com>

<http://www.4manuals.cc>

<http://www.manual-lib.com>

<http://www.404manual.com>

<http://www.luxmanual.com>

<http://aubethermostatmanual.com>

Golf course search by state

<http://golfingnear.com>

Email search by domain

<http://emailbydomain.com>

Auto manuals search

<http://auto.somanuals.com>

TV manuals search

<http://tv.somanuals.com>