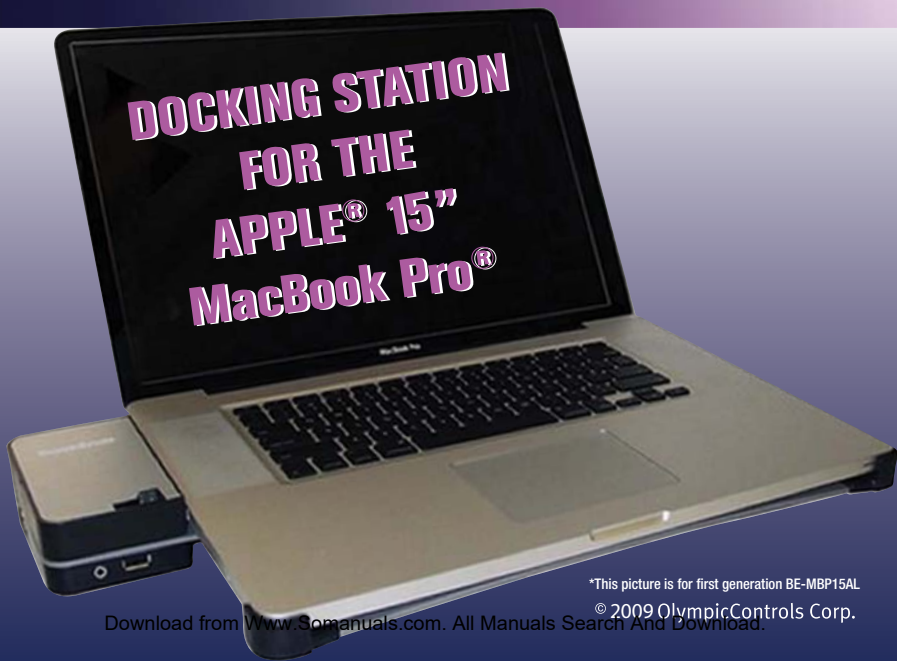


# BookEndz<sup>®</sup>

## Owner's Manual



\*This picture is for first generation BE-MBP15AL

© 2009 OlympicControls Corp.

Download from [www.Somanuals.com](http://www.Somanuals.com). All Manuals Search And Download.



## THANK YOU

Thank you for purchasing the **BookEndz**<sup>®</sup> Dock for your MacBook Pro<sup>®</sup> Computer. The purpose of the **BookEndz**<sup>®</sup> Dock is to eliminate the hassles, headaches, wear & tear, and delays that arise from having to plug in all of your peripheral cables each time you want to use them. Once the cables are plugged into the dock, all you need to do is slide in your **BookEndz**<sup>®</sup> Dock and you are connected to everything at once.

Prior to using your new **BookEndz**<sup>®</sup> Dock, take a few minutes to read through this manual. It contains important information regarding the use of your new **BookEndz**<sup>®</sup> Dock.

## TABLE OF CONTENTS

Installing Your New <b>BookEndz</b> <sup>®</sup> Dock	5
15” MacBook Pro <sup>®</sup> - Features & Ports	6
15” MacBook Pro <sup>®</sup> - w/SD Slot- Features & Ports	7
<b>BookEndz</b> <sup>®</sup> Dock - Features & Connectors <i>Top View</i>	8
<b>BookEndz</b> <sup>®</sup> Dock - w/SD Slot Features & Connectors – <i>Top View</i>	9
<b>BookEndz</b> <sup>®</sup> Dock - Features & Ports <i>Front View /Rear View</i>	10
Docking and Undocking Your <b>BookEndz</b> <sup>®</sup> Dock	11
Limited Warranty	12
Product Registration	13

## INSTALLING YOUR NEW BookEndz® DOCK

1. Place the **BookEndz** Dock on the flat surface on which it will be used and plug all of your external devices into the **BookEndz** Docking Station (video monitor, network, modem, etc.).
2. Shut down the MacBook Pro and close the LCD screen.
3. Move the release handle to the vertical position. Place the MacBook Pro on to the **BookEndz** Dock. **Make sure that the ports of the MacBook Pro align with the connectors of the BookEndz Dock.** Once those ports are lined up push left hand side of Docking Station into the ports on the laptop.
4. Restart your MacBook Pro and allow your peripheral devices to bootup.
5. To travel with your MacBook Pro, shut down your MacBook Pro and all external devices and close the LCD screen. It is not necessary to unplug them from the dock. Move the release handle to the vertical position. The **BookEndz** Dock will gently undock from your MacBook
6. Refer to page 11 for more details on docking and undocking.

## THE 15" MacBook Pro FEATURES & PORTS

Your 15" MacBook Pro has eight side panel ports and features as shown:



1. MagSafe Power
2. Gigabit Ethernet
3. Firewire 800
4. USB 2.0
5. Mini Display Port
6. Audio In and out

## THE 15" MacBook Pro w/SD Slot FEATURES & PORTS

Your 15" MacBook Pro has eight side panel ports and features as shown:

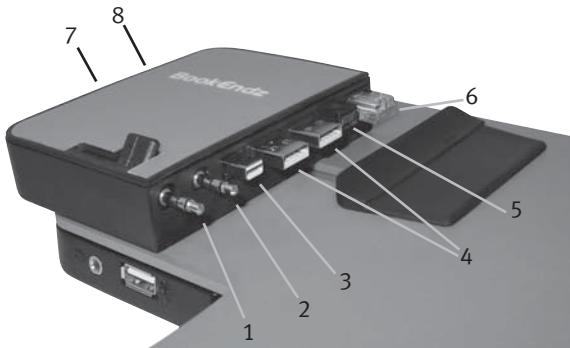


1. MagSafe Power
2. Gigabit Ethernet
3. Firewire 800
4. Mini Display Port
5. USB 2.0
6. SD Slot
7. Audio In and out

## BookEndz® DOCK FEATURES & CONNECTORS

### *Top View*

The connectors shown below mate with those on your MacBook Pro and allow you to easily dock and undock with your external devices.



- |                      |                     |
|----------------------|---------------------|
| 1. Headphone Out     | 4. USB 2.0          |
| 2. Audio In          | 5. Firewire 800     |
| 3. Mini Display Port | 6. Gigabit Ethernet |

### *Side View*

- 7. Stacked USB 2.0
- 8. USB Power

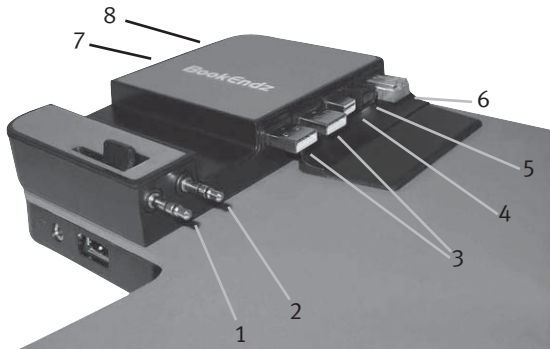


# BookEndz<sup>®</sup>

## DOCK FEATURES & CONNECTORS w/SD Slot

### *Top View*

The connectors shown below mate with those on your MacBook Pro and allow you to easily dock and undock with your external devices.



- |                  |                      |
|------------------|----------------------|
| 1. Headphone Out | 4. Mini Display Port |
| 2. Audio In      | 5. Firewire 800      |
| 3. USB 2.0       | 6. Gigabit Ethernet  |

### *Side View*


- |                    |              |
|--------------------|--------------|
| 7. Stacked USB 2.0 | 8. USB Power |
|--------------------|--------------|

## BookEndz® DOCK FEATURES & PORTS


Plug all of your peripherals into the ports shown below on the rear of your **BookEndz** Dock. Be sure all peripherals are turned off prior to connecting them to your **BookEndz** Dock.

### *Front View*

1. Headphone Out
2. USB 2.0



### *Rear View*



1. Mini Display Port
2. Firewire 800
3. Gigabit Ethernet
4. Audio Out/Microphone In
5. Stacked USB 2.0

## DOCKING AND UNDOCKING YOUR BookEndz® DOCK

Docking your **BookEndz** Dock into the MacBook Pro is simple, quick, and easy. With your MacBook Pro shutdown (not asleep), position the dock on the flat surface you intend to use it on. Align the connectors on the **BookEndz** Dock, with the ports on the MacBook Pro, and gently push the **BookEndz** Dock until docking is complete.

To undock, shutdown the MacBook Pro and move the release handle to the vertical position. The **BookEndz** Dock will gently undock from your MacBook Pro .



\*This picture is for first generation BE-MBP15AL

## LIMITED WARRANTY

OlympicControls Corp. ("Manufacturer") warrants this **BookEndz**<sup>®</sup> product to be free from defects caused by faulty materials or poor workmanship for a period of one year from the date of shipment to the initial user of the product. This liability of manufacturer under this warranty is limited to replacement or repair at its option.

The foregoing warranty is subject to the following conditions that must be met:

- a) Manufacturer is promptly notified in writing within ten (10) days after the discovery of such defect, and
- b) The defective unit is returned to Manufacturer, freight prepaid, within ten (10) days of the discovery of such defect, and
- c) Manufacturer's examination of such units shall disclose to its reasonable satisfaction that such defects exist and have not been caused by misuse, neglect, improper installation, repair, alteration or accident caused by parties other than manufacturer.

Manufacturer's products are not authorized for use as critical components in life support devices or systems which are intended for surgical implant into the body to sustain life. A critical component is any component of a life support device or system whose failure to perform can be reasonably expected to cause the failure of the life support device or system or to affect its safety and effectiveness.

This warranty is the only warranty made to any person by OlympicControls Corp. and is in lieu of all other express warranties. IMPLIED WARRANTIES OF MERCHANTABILITY AND FITNESS FOR A PARTICULAR PURPOSE ARE HEREBY DISCLAIMED. The remedies set forth in this warranty shall be the exclusive remedies available to any person for breach of this warranty. Under no circumstances shall Manufacturer be liable to any person for incidental or consequential damages, whether arising out of breach of warranty or other contract, negligence, strict liability or other tort, or otherwise.

No waiver or modification of the Warranty or any of its terms shall bind OlympicControls Corp. unless in writing and signed by an officer of OlympicControls Corp.

Apple and MacBook are registered trademarks of Apple Computer Inc. **BookEndz**<sup>®</sup> is a registered trademark of OlympicControls Corp. All other product names are trademarks or registered trademarks of their respective holders.

Features and specifications are subject to change without notice.

# BookEndz Product Registration

Mr.    Ms.    Mrs.

First Name \_\_\_\_\_

Last Name \_\_\_\_\_

Company \_\_\_\_\_

Address \_\_\_\_\_

City \_\_\_\_\_ State \_\_\_\_\_ Zip Code \_\_\_\_\_

Telephone Number \_\_\_\_\_

Fax Number \_\_\_\_\_

Email Address \_\_\_\_\_

Where Purchased \_\_\_\_\_

Purchase Date \_\_\_\_\_

Model Number \_\_\_\_\_

Serial Number \_\_\_\_\_

**Please Fax to 1-847-742-5686**

Or email [sales@bookendzdocks.com](mailto:sales@bookendzdocks.com)







Docking Stations for Apple Computers

\*This picture is for first generation BE-MBP15AL



# BookEndz<sup>®</sup>

**1250 Crispin Drive**

**Elgin, Illinois 60123 USA**

**Toll Free: 888-622-1199**

**Phone: 847-742-3566**

**Fax: 847-742-5686**

**E-mail: [Sales@BookEndzdocks.com](mailto:Sales@BookEndzdocks.com)**

**[www.BookEndzdocks.com](http://www.BookEndzdocks.com)**

Pub. No. BE-10350

BookEndz is protected by US Patent #5,186,646  
and produced by OlympicControls Corporation

Download from [www.Somanuals.com](http://www.Somanuals.com) - All Manuals Search And Download.



## Free Manuals Download Website

<http://myh66.com>

<http://usermanuals.us>

<http://www.somanuals.com>

<http://www.4manuals.cc>

<http://www.manual-lib.com>

<http://www.404manual.com>

<http://www.luxmanual.com>

<http://aubethermostatmanual.com>

Golf course search by state

<http://golfingnear.com>

Email search by domain

<http://emailbydomain.com>

Auto manuals search

<http://auto.somanuals.com>

TV manuals search

<http://tv.somanuals.com>