

Hammer & Hammer Drill

Tools & Accessories

11335K

Jack 35 lb. Breaker Hammer

*Introducing the
Bosch 35 lb.
"Best in Class"
Breaker Hammer*



Section Guide

Tools

Hammer Drills	32-33
Rotary Hammers.....	33-37
Combination Hammers.....	37-38
Demolition/Breaker Hammers	39-42







Accessories

Hammer Attachments.....	43
Hammer Drill Bits	44
SDS-plus® Accessories.....	44-47
SDS-max® Accessories	47-52









BOSCH








							
Item #	1191VSR(K)	1194VSR(K)	1199VSR(K)	11258VSR	11250VSR	11221DVS	11253VSR
Drive System	Round	Round	Round	SDS-plus®	SDS-plus®	SDS-plus®	SDS-plus®
Hammer Classification	Hammer Drill	Hammer Drill	Hammer Drill	Rotary	Rotary	Combination	Combination
Amperage	7	8	8.5	4.8	6	6.9	7.2
Impact Energy (ft.-lbs.)	N/A	N/A	N/A	1.6	1.6	1.6	2.2
Max. Concrete Capacity	5/8"	3/4"	3/4"	5/8"	3/4"	7/8"	1"
Optimal Range	1/8" - 5/16"	1/8" - 3/8"	1/8" - 3/8"	1/8" - 5/16"	5/32" - 5/8"	3/16" - 5/8"	3/16" - 5/8"
Core Bits	N/A	N/A	N/A	N/A	1-1/2"	2-1/2"	2-1/2"
No Load RPM	0-3,000	0-1,000 / 0-2,600	0-1,100 / 0-3,000	0-1,700	0-1,100	0-1,040	0-1,300
No Load BPM	0-48,000	0-16,000 / 0-41,600	0-18,000 / 0-48,000	0-4,400	0-4,400	0-5,750	0-5,800
Modes of Operation	Rotation Only Hammer Drill	Rotation Only Hammer Drill	Rotation Only Hammer Drill	Rotation Only Rotary Hammer	Rotation Only Rotary Hammer	Rotation Only Rotary Hammer Hammer Only	Rotation Only Rotary Hammer Hammer Only
Length	11"	16"	13.25"	11.9"	13.25"	16.5"	14.8"
Weight	4.1 lbs.	5.3 lbs.	6 lbs.	4.6 lbs.	5.4 lbs.	8.5 lbs.	6.4 lbs.

						
Item #	11224VSR(C)*	11255VSR	11239VS	11236VS	11222EVS(G)	11320VS
Drive System	SDS-plus®	SDS-plus®	SDS-plus®	SDS-plus®	SDS-plus®	SDS-plus®
Hammer Classification	Combination	Combination	Combination	Combination	Combination	Chipping
Amperage	6.9	7.2	7.2	7.5	7.8	6.5
Impact Energy (ft.-lbs.)	1.6	2.2	2.4	2.6	2.6	3.2
Max. Concrete Capacity	7/8"	1"	1"	1-1/8"	1-1/8"	N/A
Optimal Range	3/16" - 5/8"	3/16" - 5/8"	3/16" - 3/4"	1/4" - 7/8"	1/4" - 7/8"	N/A
Core Bits	2-1/2"	2-1/2"	3"	3"	3"	N/A
No Load RPM	0-1,100	0-1,300	0-1,050	0-850	300-700	N/A
No Load BPM	0-6,150	0-5,800	0-4,000	0-3,900	1,650-3,900	N/A
BPM	N/A	N/A	N/A	N/A	N/A	3,500
Modes of Operation	Rotation Only Rotary Hammer Hammer Only	Rotation Only Rotary Hammer Hammer Only	Rotation Only Rotary Hammer	Rotation Only Rotary Hammer Hammer Only	Rotation Only Rotary Hammer Hammer Only	Hammer Only
Length	17.5"	17.3"	12.9"	15.25"	15.25"	14.75"
Weight	6.5 lbs.	6.7 lbs.	7.8 lbs.	9.3 lbs.	10.1 lbs.	7.9 lbs.

*11224VSR(C) Includes 3 Jaw Chuck

Hammer Quick Reference Guide

						
Item #	11240	11247	11241EVS	11248EVS	11263EVS	11245EVS
Drive System	SDS-max®	Spline/Round Hex	SDS-max®	Spline/Round Hex	SDS-max®	SDS-max®
Hammer Classification	Combination	Combination	Combination	Combination	Combination	Combination
Amperage	10	10	11	11	13.5	14
Impact Energy (ft.-lbs.)	5.2	5.2	6.2 / 7.4	6.2 / 7.4	9.6 / 11.1	13.3
Max. Concrete Capacity	1-9/16"	1-9/16"	1-9/16"	1-9/16"	1-3/4"	2"
Optimal Range	1/2" - 1-3/8"	1/2" - 1-3/8"	1/2" - 1-3/8"	1/2" - 1-3/8"	5/8" - 1-9/16"	3/4" - 1-3/4"
Through Hole Bits	2-1/2"	2-1/2"	2-1/2"	2-1/2"	3-1/8"	3-1/8"
Core Bits	4"	4"	4"	4"	6"	6"
No Load RPM	400	400	170-340	170-340	145-280	120-250
No Load BPM	3,000	3,000	1,700-3,300	1,700-3,300	1,350-2,800	1,100-2,500
Modes of Operation	Rotary Hammer Hammer Only	Rotary Hammer Hammer Only	Rotation Only Rotary Hammer	Rotary Hammer Hammer Only	Rotary Hammer Hammer Only	Rotary Hammer Hammer Only
Length	17.25"	17.25"	18"	18"	21"	23.5"
Weight	13.2 lbs.	13.6 lbs.	14 lbs.	14.4 lbs.	17.9 lbs.	24.5 lbs.

							
Item #	11387	11388	11318EVS	11316EVS	11317EVS	11335K	11304(K)
Drive System	Round Hex	SDS-max®	SDS-max®	SDS-max®	3/4" Hex	1-1/8" Hex Collar	1-1/8" Hex Collar
Hammer Classification	Demolition	Demolition	Demolition	Demolition	Demolition	Breaker	Breaker
Amperage	10	10	11	14	12.8	15	15
Impact Energy (ft.-lbs.)	5.9	5.9	8.8	4.4 - 18.4	4 - 16.5	34	43
BPM	2,800	2,800	1,300-3,000	900-1,890	850-1,800	1,300	1,400
Modes of Operation	Hammer Only	Hammer Only	Hammer Only	Hammer Only	Hammer Only	Hammer Only	Hammer Only
Length	17.5"	17.5"	17.75"	22.5"	22"	30.4"	29.75"
Weight	12 lbs.	11.6 lbs.	12.5 lbs.	22.5 lbs.	22 lbs.	38 lbs.	64 lbs.

NEW! **1191VSR(K)**
Hammer Drill



Carrying Case
Included

Features

- Light Weight Design - Perfect for small diameter drilling applications
- 7 AMP Motor - Provides the highest performance to weight ratio in its class
- 2-Mode Selector - Easily converts from rotation only to hammer drill
- Compact Design - Aggressive impact mechanism in combination with a more powerful motor outperforms the competition
- 360° Auxiliary Handle with Built-in Quick Release Depth Gauge
- Variable Speed Trigger
- 1/2" 3-Jaw Chuck - For rugged hammer drilling applications

Specifications

Rating	120V AC
Amperage	7
No Load RPM	0-3,000
No Load BPM	0-48,000
Spindle Size	1/2"-20
Maximum Capacities (in.)	
Concrete	5/8"
Steel	1/2"
Wood	1-1/2"
Aluminum	5/8" / 3/8" in 2nd
Length (in.)	11.0"
Weight (lbs.)	4.2

Includes

360° Auxiliary Handle	2 602 025 094
Depth Gauge	2 603 001 009
Chuck Key	3 608 571 511

1191VSRK

Carrying CaseIncluded

 See page 44 for
hammer drill accessories.

1194AVSR(K)
1/2" Dual Torque Hammer Drill



Carrying Case
Included

Features

- 8.0 Amps, 0-1000/2600 RPM, 0-16,000/0-41,600 BPM
- 2 Speed gear box - Matches speed and torque to the job
- Dual function control - Quickly converts from rotation-only to hammer with rotation
- Variable Speed Reversing Switch - Complete control for drilling, driving and removing bits or screws
- All ball and roller bearing construction - Smooth Power transmission and extended tool life
- Ergonomic handle - Multiple gripping positions for increased comfort and control
- 360° Side-handle with depth gauge - Wide range of movement along with consistent drilling depth
- Lock-on Button

Specifications

Rating	120V AC
Amperage	8.0
No Load RPM	0-1,000 / 0-2,600
No Load BPM	0-16,000 / 0-41,600
Spindle Size	1/2"-20"
Maximum Capacities (in.)	
Concrete	3/4" / 3/8" in 2nd
Steel	1/2" / 1/4" in 2nd
Wood	1-1/2"
Aluminum	5/8" / 3/8" in 2nd
Length (in.)	16"
Weight (lbs.)	5.3

Includes

360° Auxiliary Handle	1 612 025 024
Depth Gauge	1 613 001 010
Chuck Key	CRK005

1194AVSRK

Carrying Case 2 605 438 284

 See page 44 for
hammer drill accessories.

Hammer Drills/Rotary Hammers

Specifications

Rating	120V AC
Amperage	8.5
No Load RPM	0-1,100 / 0-3,000
No Load BPM	0-18,000 / 0-48,000
Spindle Size	1/2" -20"
Maximum Capacities (in.)	
Concrete	3/4" (3/8" in 2nd)
Steel	1/2" (1/4" in 2nd)
Wood	1-1/2"
Length (in.)	13-1/4"
Weight (lbs.)	6.0

Includes

360° Auxiliary Handle	2 602 025 118
Depth Gauge	1 613 001 010

1199VSRK

Carrying Case	2 605 438 074
---------------	---------------

 See page 44 for hammer drill accessories.

Features

- Bosch-built High-output - 8.5 Amp Motor
- 1/2" 3 jaw chuck - For rugged hammer drilling applications
- Dual-Mode Selector - Easily converts from rotation only to hammer drill mode
- Patented Rotating Brush Plate - Provides equal power in reverse to easily back out bound-up bits and doubles brush life
- Pistol-Grip Handle - Compact ergonomic design with soft grip
- Variable-speed Reversing Trigger - For accurate bit starting, as well as removing fasteners or bound bits
- 2-Speed Gear Box - Select high-speed or high-torque applications
- Ambidextrous Lock-on Button - Helps reduce fatigue
- 360° auxiliary handle with built-in depth gauge - Wide range of movement along with consistent drilling depth
- Integral slip clutch - Helps minimize torque reaction
- 12 foot power cord - For added user reach and convenience
- Metal Gear Housing - For long life and rugged job site durability
- Patented cord turret - Allows cord to pivot 35° on a ball joint for added flexibility and longer cord life

1199VSR(K) 1/2" Dual Torque Hammer Drill



Carrying Case Included

Specifications

Rating	120V
Amperage	4.8
No Load RPM	0-1,700
No Load BPM	0-4,400
Impact Energy (ft./lbs.)	1.6
Maximum Capacities (in.)	
Concrete	5/8"
Steel	1/2"
Wood	1-1/2"
Optimal Concrete Capacity Range (in.)	
	3/16" - 5/16"
Length (in.)	11.9"
Weight (lbs.)	4.8

Includes

Side Handle	2 602 025 149
Depth Gauge	2 603 001 009
3/16" SDS-plus® Bit	HC2011
1/4" SDS-plus® Bit	HC2041
3/8" SDS-plus® Bit	HC2061
Carrying Case	Included

11258VSRK

3-Jaw ClicLoc™ Chuck	Included
SDS-plus® ClicLoc™ Chuck	Included
Carrying Case	Included

 See pages 44-47, 203-208 for SDS-plus® accessories.

Features

- Light Weight Design – At 4.8 amps and 4.8 pounds, the tool is perfect for small diameter drilling applications, especially overhead
- SDS-plus® Tool Holder – Tool-free bit changes with automatic bit locking, dust protection and maximum impact energy transfer rate
- Variable-Speed Trigger – For accurate bit starting, as well as removing fasteners or bound bits
- 2-Mode Selector – Easily converts from rotation only to rotary hammer
- Cushion Grip Handle – Optimized design provides increased comfort
- 360° Auxiliary Handle with built-in Quick Release Depth Gauge – Provides wide range of movement along with consistent drilling depth
- Integral Clutch – Helps minimize torque reaction


11258VSRK also features

- ClicLoc™ Chuck Change System – Choose between the SDS-plus® tool holder for drilling in concrete and masonry or the three-jaw carbide tipped chuck for drilling wood and metal

NEW! 11258VSR(C) 5/8" SDS-plus® Concrete Drill



Flexibility to work in a variety of materials



Carrying Case Included

11250VSR

3/4" SDS-plus® Rotary Hammer



Carrying Case Included



Features

- Powerful 6.1 amp motor
- SDS-plus® tool holder - Tool-free bit changes with automatic bit locking, dust protection and maximum impact energy transfer rate
- Dual mode selector - Easily converts from rotation only to rotary hammer mode
- Patented rotating brush plate - Provides equal power in reverse and extends brush life
- Pistol grip handle - Compact ergonomic design with soft grip
- Integral clutch - Helps minimize torque reaction
- Variable-speed reversing trigger - For accurate bit starting, as well as removing fasteners or bound bits
- 13-foot power cord - For added user reach and convenience

Specifications

Rating	120V
Amperage	6.1
No Load RPM	0-1,100
No Load BPM	0-4,400
Impact Energy (ft./lbs.)	1.6
Thin Wall Core Bit	1-1/2"
Length (in.)	13-1/4"
Weight (lbs.)	5.4

Includes

360° Auxiliary Handle	2 602 025 118
Depth Gauge	1 613 001 010
Carrying case	2 605 438 524

See pages 44-47, 203-208 for SDS-plus® accessories.

11253VSR

1" SDS-plus® Bulldog™ Xtreme Rotary Hammer



Carrying Case Included



Features

- 7.2 Amp; 0-1,300 RPM; 0-5,800 BPM
- Multi-function Selector - 3 modes of operation, rotation only, rotary hammer and hammer-only mode
- Vario-Lock™ Positioning - Rotates and locks chisel into 36 different positions to optimize working angle
- Patented Rotating Brush Plate - Provides equal power in forward and reverse
- Patented Cord Turret - 35° pivot for added flexibility and longer cord life
- SDS-plus® Bit System - Tool-free bit changes with automatic bit locking, dust protection and maximum impact energy transfer rate
- Variable-speed Reversing Trigger - For accurate bit starting as well as removing fasteners or bound bits
- Integral Clutch - Helps minimize torque reaction
- Pistol-Grip design

Specifications

Rating	120V
Amperage	7.2
No Load RPM	0 - 1,300
No Load BPM	0 - 5,800
Impact Energy (ft./lbs.)	2.2
Maximum Capacities (in.)	
Concrete	1"
Concrete-Thin Wall Core Bit	2-5/8"
Steel	1/2"
Wood	3/4"-1"
Optimal Concrete Capacity Range (in.)	
	3/16" - 5/8"
Length (in.)	14-3/4"
Weight (lbs.)	6.4

Includes

Auxiliary Handle	2 602 025 141
Depth Gauge	1 613 001 010
Carrying Case	Included

See pages 44-47, 203-208 for SDS-plus® accessories.

11255VSR

1" SDS-plus® Bulldog™ Xtreme Rotary Hammer



Carrying Case Included



HammerHook™



Features

- 7.2 Amp; 0-1,300 RPM; 0-5,800 BPM
- HammerHook™ allows quick tool storage during the job.
- Multi-function Selector - 3 modes of operation, rotation only, rotary hammer and hammer-only mode
- Vario-Lock™ Positioning - Rotates and locks chisel into 36 different positions to optimize working angle
- Patented Rotating Brush Plate - Provides equal power in forward and reverse
- Patented Cord Turret - 35° pivot for added flexibility and longer cord life
- SDS-plus® Bit System - Tool-free bit changes with automatic bit locking, dust protection and maximum impact energy transfer rate
- Variable-speed Reversing Trigger - For accurate bit starting as well as removing fasteners or bound bits
- D-Handle design - Ideal for overhead and downward drilling applications
- Integral Clutch - Helps minimize torque reaction

Specifications

Rating	120V
Amperage	7.2
No Load RPM	0 - 1,300
No Load BPM	0 - 5,800
Impact Energy (ft./lbs.)	2.2
Maximum Capacities (in.)	
Concrete	1"
Concrete-Thin Wall Core Bit	2-5/8"
Steel	1/2"
Wood	3/4"-1"
Optimal Concrete Capacity Range (in.)	
	3/16" - 5/8"
Length (in.)	17-1/4"
Weight (lbs.)	6.7

Includes

Auxiliary Handle	2 602 025 141
Depth Gauge	1 613 001 010
Carrying Case	Included


See pages 44-47, 203-208 for SDS-plus® accessories.

Specifications

Rating	120V
Amperage	7.2
No Load RPM	0-1,050
No Load BPM	0-4,000
Impact Energy (ft./lbs.)	2.4
Maximum Capacities (in.)	
Concrete	1"
Concrete-Thin Wall Core Bit	3"
Steel	7/8"
Wood	1"
Optimal Concrete Capacity Range (in.)	3/16"-3/4"
Length (in.)	12.9"
Weight (lbs.)	7.8

Includes

Auxiliary Handle.....	2 602 025 112
Depth Gauge.....	1 613 001 003
Carrying Case.....	2 605 438 482

 See pages 44-47, 203-208 for **SDS-plus®** accessories.

Features

- SDS-plus® bit system - Tool-free bit changes with automatic bit locking, dust protection and maximum impact energy transfer rate
- Variable speed 3 finger trigger - Better operator control and accurate bit starting
- Dual mode selector - 2 modes of operation, rotation only and rotary hammer mode
- Innovative service modules - Designed so a qualified service technician can quickly replace the brushes and cord
- Padded rear handle - Absorbs shock for operator comfort
- 360° Auxiliary handle with built-in depth gauge - Wide range of movement along with consistent drilling depth
- Integral clutch - Helps minimize torque reaction

11239VS

1" SDS-plus® Rotary Hammer



Carrying Case Included



Specifications

Rating	120V
Amperage	7.5
No Load RPM	0-850
No Load BPM	0-3,900
Impact Energy (ft./lbs.)	2.6
Maximum Capacities (in.)	
Concrete	1-1/8"
Concrete-Thin Wall Core Bit	3"
Steel	1"
Wood	1-1/4"
Optimal Concrete Capacity Range (in.)	1/4"-7/8"
Length (in.)	15-1/4"
Weight (lbs.)	9.3

Includes

Auxiliary Handle.....	2 602 025 077
Depth Gauge.....	1 613 001 003
Carrying Case.....	2 605 438 389

 See pages 44-47, 203-208 for **SDS-plus®** accessories.

Features

- SDS-plus® bit system - Tool-free bit changes with automatic bit locking, dust protection and maximum impact energy transfer rate
- Multi-function selector - 3 modes of operation, rotation only, rotary hammer and hammer only mode
- Variable speed 3 finger trigger - Better operator control and accurate bit starting
- Vario-Lock™ positioning - Rotates and locks chisel into 36 different positions to optimize working angle
- Padded rear handle - Absorbs shock for operator comfort
- 360° Auxiliary handle with built-in depth gauge - Wide range of movement along with consistent drilling depth
- Integral clutch - Helps minimize torque reaction

11236VS

1-1/8" SDS-plus® Rotary Hammer



Carrying Case Included




Specifications

Rating	120V
Amperage	7.8
No Load RPM	300-700
No Load BPM	1,650-3,900
Impact Energy (ft./lbs.)	2.6
Maximum Capacities (in.)	
Concrete	1-1/8"
Concrete-Thin Wall Core Bit	3"
Steel	1/2"
Wood	1-1/4"
Optimal Concrete Capacity Range (in.)	1/4"-7/8"
Length (in.)	15-1/4"
Weight (lbs.)	10.1

Includes

Auxiliary Handle.....	2 602 025 077
Depth Gauge.....	1 613 001 003
Carrying Case.....	2 605 438 376

 See pages 44-47, 203-208 for **SDS-plus®** accessories.

Features

- SDS-plus® bit system - Tool-free bit changes with automatic bit locking, dust protection and maximum impact energy transfer rate
- Multi-function selector - 3 modes of operation, rotation only, rotary hammer and hammer only mode
- Variable-speed dial - For accurate bit starting and controlled chipping applications
- Constant-Response™ Circuitry - Provides soft-start, maintains constant speed under load, provides overload protection
- Service Minder™ light - Indicates when preventative maintenance is required
- Vario-Lock™ positioning - Rotates and locks chisel into 36 different positions to optimize working angle
- Padded rear handle - Absorbs shock for comfort
- 360° Auxiliary handle - Provides a wide range of movement along with operator comfort
- Integral clutch - Helps minimize torque reaction

11222EVS(G)

1-1/8" SDS-plus® Rotary Hammer



Carrying Case Included



11222EVSG also features

- Grounded feature designed for the pest control industry
- The best speed for the diameter of bits used by the pest control industry



BULLDOG™

The World's Best Selling Rotary Hammers

The Bulldog™ series of hammers are well recognized by professionals worldwide. Their aggressive performance in concrete combined with versatile features such as stop rotation (**models 11221DVS, 11224VSR, 11224VSR, 11253VSR and 11255VSR**) for light chipping has set the Bulldog™ apart from other hammers over the past 20 years.

11221DVS

7/8" SDS-plus® Rotary Hammer



Carrying Case Included



Features

- SDS-plus® bit system - Tool-free bit changes with automatic bit locking, dust protection and maximum impact energy transfer rate
- Multi-function selector - 3 modes of operation, rotation only, rotary hammer and hammer only mode
- Variable-speed reversing trigger - For accurate bit starting, as well as removing fasteners or bound bits
- Constant-Response™ Circuitry - Provides soft-start, maintains constant speed under load, provides overload protection
- Vario-Lock™ positioning - Rotates and locks chisel into 36 different positions to optimize working angle
- 360° Auxiliary handle with built-in depth gauge
- Integral clutch - Helps minimize torque reaction

Specifications

Rating	120V
Amperage	6.9
No Load RPM	0-1,040
No Load BPM	0-5,750
Impact Energy (ft./lbs.)	1.6
Maximum Capacities (in.)	
Concrete	7/8"
Concrete-Thin Wall Core Bit	2-1/2"
Steel	1/2"
Wood	1"
Optimal Concrete Capacity Range (in.)	3/16"-5/8"
Length (in.)	16-1/2"
Weight (lbs.)	8.5

Includes

Auxiliary Handle.....	2 602 025 118
Depth Gauge.....	Integrated
Dust Extraction Fixture	1 618 190 006
Hose (23" length).....	2 600 712 002
Adapter for Paper Dust Bags...	2 607 000 178
Cloth Bag Assembly.....	2 605 411 044
Carrying Case	2 605 438 126

See pages 44-47, 203-208 for SDS-plus® accessories.

11224VSR

7/8" SDS-plus® Bulldog™ Rotary Hammer



Carrying Case Included



Features

- SDS-plus® bit system - Tool-free bit changes with automatic bit locking, dust protection and maximum impact energy transfer rate
- Multi-function selector - 3 modes of operation, rotation only, rotary hammer and hammer only mode
- Variable-speed reversing trigger - For accurate bit starting, as well as removing fasteners or bound bits
- Vario-Lock™ positioning - Rotates and locks chisel into 36 different positions to optimize working angle
- D-handle design - For extra control, ideal for overhead and downward drilling applications
- 360° Auxiliary handle with built-in depth gauge - Wide range of movement along with consistent drilling depth
- Integral clutch - Helps minimize torque reaction

Specifications

Rating	120V
Amperage	6.9
No Load RPM	0-1100
No Load BPM	0-6,150
Impact Energy (ft./lbs.)	1.6
Maximum Capacities (in.)	
Concrete	7/8"
Concrete-Thin Wall Core Bit	2-1/2"
Steel	1/2"
Wood	1"
Optimal Concrete Capacity Range (in.)	3/16" - 5/8"
Length (in.)	17-1/2"
Weight (lbs.)	6.5

Includes

Auxiliary Handle.....	2 602 025 118
Depth Gauge.....	1 613 001 010
Carrying Case	2 610 994 810

See pages 44-47, 203-208 for SDS-plus® accessories..

Rotary/Chipping/Combination Hammers

Specifications

Rating	120V
Amperage	6.9
No Load RPM	0-1,100
No Load BPM	0-6,150
Impact Energy (ft./lbs.)	1.6
Maximum Capacities (in.)	
Concrete	7/8"
Concrete-Thin Wall Core Bit	2-1/2"
Steel	1/2"
Wood	1"
Optimal Concrete Capacity Range (in.)	
3/16" - 5/8"	
Length (in.)	17-1/2"
Weight (lbs.)	6.5

Includes

Auxiliary Handle.....	2 602 025 070
Depth Gauge.....	1 613 001 010
3-Jaw ClicLoc™ Chuck.....	1 618 572 000
SDS-plus® ClicLoc™ Chuck...	1 618 573 000
Carrying Case.....	2 610 994 810



See pages 44-47, 203-208 for SDS-plus® accessories.

Features

- SDS-plus® bit system - Tool-free bit changes with automatic bit locking, dust protection and maximum impact energy transfer rate
- ClicLoc™ Chuck Change System - Easily remove the SDS-plus® bit holder and snap on the included keyless carbide-tipped 3-jaw chuck
- Multi-function selector - 3 modes of operation, rotation only, rotary hammer and hammer only mode
- Variable-speed reversing trigger - For accurate bit starting, as well as removing fasteners or bound bits
- Vario-Lock™ positioning - Rotates and locks chisel into 36 different positions to optimize working angle
- D-handle design - For extra control, ideal for overhead and downward drilling applications
- 360° Auxiliary handle with built-in depth gauge - Wide range of movement along with consistent drilling depth
- Integral clutch - Helps minimize torque reaction

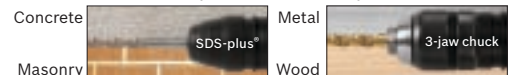
11224VSRC

7/8" SDS-plus® Bulldog™ Rotary Hammer with ClicLoc™

BULLDOG



Flexibility to work in a variety of materials



ClicLoc
CHUCK CHANGE SYSTEM



Carrying Case Included

Specifications

Rating	120V
Amperage	6.5
No Load BPM	0 - 3,500
Impact Energy (ft./lbs.)	3.2
Length (in.)	15"
Weight (lbs.)	7.9

Includes

Auxiliary Handle.....	1 612 025 059
Viper Flat Chisel.....	2 608 692 928
Tile Chisel.....	2 608 682 973
Carrying Case.....	2 605 438 294



See pages 44-47, 203-208 for SDS-plus® accessories.

Features

- Powerful 6.5 Amp Motor - For highest removal rate in its class
- Specially-designed Impact Mechanism - Smooth change between no-load and hammering modes. Superior tool control for easier positioning and precision chiseling.
- SDS-plus® Bit System - Tool-free bit changes with auto bit locking, dust protection and maximum impact energy transfer. Eliminates problems associated with proprietary types of steel.
- Next-Generation SDS-plus® Bit Holder - For extended lifetime
- Variable-speed Trigger Switch with Recessed Lock-On Button - For exact adjustment of impact force, comfort and less fatigue.
- Soft Start - Smooth change from no-load into hammering mode.
- Soft-Grip Handle - Absorbs shock and vibration for operator comfort and less fatigue.
- Light Weight - Highest power-to-weight ratio in its class
- Vario-Lock™ positioning - Bit can be angled in any of 12 positions
- Oil Lubrication - For good cold-start and excellent lubrication in all working positions
- Innovative Service Modules - Designed so a qualified service technician can quickly replace the brushes and cord

11320VS

SDS-plus® Chipping Hammer



Carrying Case Included

Specifications

Rating	120V
Amperage	10
No Load RPM	400
No Load BPM	3,000
Impact Energy (ft./lbs.)	5.2
Maximum Capacities (in.)	
Concrete	1-9/16"
Concrete-Thru Hole Bit	2-1/2"
Concrete-Core Bit	4"
Optimal Concrete Capacity Range (in.)	
1/2" - 1-3/8"	
Length (in.)	17.25"
Weight (lbs.)	13.2

Includes

Auxiliary Handle.....	1 612 025 055
Carrying Case.....	3 605 438 536



See pages 47-50, 52 for SDS-max® accessories.

Features

- SDS-max® bit system - Tool-free bit changes with automatic bit locking, dust protection and maximum impact energy transfer rate
- "Combination" dual mode selector - 2 modes of operation, rotary hammer and hammer only mode
- Vario-Lock™ positioning - Rotates and locks chisel into 12 different positions to optimize working angle
- Innovative service modules - Designed so a qualified service technician can quickly replace the brushes and cord
- 360° Auxiliary handle - Provides a wide range of movement along with operator comfort
- Integral clutch - Helps minimize torque reaction

11240

1-9/16" SDS-max® Combination Hammer



Carrying Case Included

11241EVS

1-9/16" SDS-max® Combination Hammer



Carrying Case
Included

Features

- SDS-max® bit system - Tool-free bit changes with automatic bit locking, dust protection and maximum impact energy transfer rate
- "Combination" dual mode selector - 2 modes of operation, rotary hammer and hammer only mode
- Auto-Max® dial - Variable speed dial designed to automatically insure the maximum speed and power every time the tool is plugged in
- Constant-Response™ Circuitry - Provides soft-start, maintains constant speed under load, provides overload protection
- Turbo™ Power - Delivers 20% more power in hammer only mode
- Service Minder™ light - Indicates when preventative maintenance is required
- Power light - Ensures operator that power feed is live
- Vario-Lock™ positioning - Service modules or brushes and cord
- Innovative service modules - Designed so a qualified service technician can quickly replace the brushes and cord
- Vibration dampening handle - Reduces vibration up to 40%, providing uncompromising user comfort for extended periods of work
- Patented cord turret - Provides added flexibility and reduces cord wear
- 360° Auxiliary handle - Provides a wide range of movement along with operator comfort
- Integral clutch - Helps minimize torque reaction

Specifications

Rating	120V
Amperage	11
No Load RPM	170-340
No Load BPM	1,700-3,300
Impact Energy (ft./lbs.)	
Rotary Hammer Mode	6.2
Turbo™	7.4
Maximum Capacities (in.)	
Concrete	1-9/16"
Concrete-Thru Hole Bit	2-1/2"
Concrete-Core Bit	4"
Optimal Concrete Capacity Range (in.)	
	1/2" - 1-3/8"
Length (in.)	17.25"
Weight (lbs.)	14

Includes

Auxiliary Handle.....	1 612 025 055
Carrying Case	3 605 438 536

See pages 47–50, 52 for SDS-max® accessories.

11263EVS

1-3/4" SDS-max® Rotary Hammer



Carrying Case
Included

Features

- SDS-max® bit system - Tool-free bit changes with automatic bit locking, dust protection and maximum impact energy transfer rate
- "Combination" dual mode selector - 2 modes of operation, rotary hammer and hammer only mode
- Variable speed dial - For accurate bit starting and controlled chipping applications
- Constant Response™ circuitry - Provides soft-start, maintains constant speed under load, provides overload protection
- Turbo™ Power Feature - Delivers 20% more power in hammer only mode
- Service Minder™ light - Indicates when preventative maintenance is required
- Vario-Lock™ positioning - Rotates and locks chisel into 12 different positions to optimize working angle
- Soft grip rear handle - Absorbs shock and vibration for operator comfort and less fatigue
- 360° Auxiliary handle - Provides a wide range of movement along with operator comfort

Specifications

Rating	120V
Amperage	13.5
No Load RPM	145-280
No Load BPM	1,350-2,800
Impact Energy (ft./lbs.)	
Rotary Hammer Mode	9.6
Turbo™	11.1
Maximum Capacities (in.)	
Concrete	1-3/4"
Concrete-Thru Hole Bit	3-1/8"
Concrete-Core Bit	6"
Optimal Concrete Capacity Range (in.)	
	5/8" - 1-9/16"
Length (in.)	21.0"
Weight (lbs.)	17.9

Includes

Auxiliary Handle.....	2 602 025 103
Carrying Case	3 605 438 396

See pages 47–50, 52 for SDS-max® accessories.

11245EVS

2" SDS-max® Combination Hammer



Carrying Case
Included

Features

- SDS-max® bit system - Tool-free bit changes with automatic bit locking, dust protection and maximum impact energy transfer rate
- "Combination" dual mode selector - 2 modes of operation, rotary hammer and hammer only mode
- Variable-speed dial - For accurate bit starting and controlled chipping applications
- Constant-Response™ Circuitry - Provides soft-start, maintains constant speed under load, provides overload protection
- Service Minder™ light - Indicates when preventative maintenance is required
- Vario-Lock™ positioning - Rotates and locks chisel into 12 different positions to optimize working angle
- Padded rear handle - Absorbs shock for operator comfort
- 360° Auxiliary handle - Provides a wide range of movement along with operator comfort
- Integral clutch - Helps minimize torque reaction

Specifications

Rating	120V
Amperage	14.0
No Load RPM	120-250
No Load BPM	1,100-2,500
Impact Energy (ft./lbs.)	13.3 ft. lbs.
Maximum Capacities (in.)	
Concrete	2"
Concrete-Thru Hole Bit	3-1/8"
Concrete-Core Bit	6"
Optimal Concrete Capacity Range (in.)	
	3/4"-1-3/4"
Length (in.)	23.5"
Weight (lbs.)	24.5

Includes

Auxiliary Handle.....	2 602 025 086
Carrying Case	2 605 438 322

See pages 47–50, 52 for SDS-max® accessories.

Specifications

Rating	120V
Amperage	10
No Load BPM	2,800
Impact Energy (ft./lbs.)	5.9
Length (in.)	17.5"
Weight (lbs.)	11.6

Includes

Auxiliary Handle.....	1 612 025 055
Carrying Case.....	3 605 438 534

 See pages 47-50, 52 for SDS-max® accessories.

Features

- SDS-max® bit system - Tool-free bit changes with automatic bit locking, dust protection and maximum impact energy transfer rate
- Vario-Lock™ positioning - Rotates and locks chisel into 12 different positions to optimize working angle
- 360° Auxiliary handle - Provides a wide range of movement along with operator comfort
- Innovative service modules - Designed so a qualified service technician can quickly replace the brushes and cord

11388 SDS-max® Demolition Hammer



Specifications

Rating	120V
Amperage	11
No Load BPM	1,300-3,300
Impact Energy (ft./lbs.)	8.8
Length (in.)	17.75"
Weight (lbs.)	12.5

Includes

Auxiliary Handle.....	1 612 025 055
Carrying Case.....	3 605 938 534

 See pages 47-50, 52 for SDS-max® accessories.

Features

- SDS-max® bit system - Tool-free bit changes with automatic bit locking, dust protection and maximum impact energy transfer rate
- Auto-Max® dial - Variable speed dial designed to automatically insure the maximum speed and power every time the tool is plugged in
- Constant Response™ circuitry - Provides soft-start, maintains constant speed under load, provides overload protection
- Service Minder™ light - Indicates when preventative maintenance is required
- Power light - ensures operator that power feed is live
- Vario-Lock™ positioning - Rotates and locks chisel into 12 different positions to optimize working angle
- Innovative service modules - Designed so a qualified service technician can quickly replace the brushes and cord
- Vibration dampening handle - Reduces vibration up to 40%, providing uncompromising user comfort for extended periods of work
- Patented cord turret - Provides added flexibility and reduces cord wear
- 360° Auxiliary handle - Provides a wide range of movement along with operator comfort

11318EVS SDS-max® Demolition Hammer



Specifications

Rating	120V
Amperage	14.0
No Load BPM	900-1,890
Impact Energy (ft./lbs.)	4.4-18.4
Length (in.)	22.5"
Weight (lbs.)	22.5

Includes

Auxiliary Handle.....	2 602 025 076
Carrying Case.....	2 605 438 297

 See pages 47-50, 52 for SDS-max® accessories.

Features

- SDS-max® bit system - Tool-free bit changes with automatic bit locking, dust protection and maximum impact energy transfer rate
- Variable-speed dial - For controlled chipping applications
- Constant Response™ circuitry - Provides soft-start, maintains constant speed under load, provides overload protection
- Service Minder™ light - Indicates when preventative maintenance is required
- Vario-Lock™ positioning - Rotates and locks chisel into 12 different positions to optimize working angle
- Padded rear handle - Absorbs shock for operator comfort
- 360° Auxiliary handle - provides a wide range of movement along with operator comfort

11316EVS SDS-max® Demolition Hammer



11247

1-9/16" Spline Combination Hammer



Carrying Case Included



Features

- Spline/round hex bit system - Tool-free bit changes, with automatic bit locking
- "Combination" dual mode selector - 2 modes of operation, rotary hammer and hammer only mode
- Vario-Lock™ positioning - Rotates and locks chisel into 12 different positions to optimize working angle
- Innovative service modules - Designed so a qualified service technician can quickly replace the brushes and cord
- 360° Auxiliary handle - Provides a wide range of movement along with operator comfort
- Integral clutch - Helps minimize torque reaction

Specifications

Rating	120V
Amperage	10
No Load RPM	400
No Load BPM	3000
Impact Energy (ft./lbs.)	5.2
Maximum Capacities (in.)	
Concrete	1-9/16"
Concrete-Thru Hole Bit	2-1/2"
Concrete-Core Bit	4"
Optimal Concrete Capacity Range (in.)	1/2" - 1-3/8"
Length (in.)	17.25"
Weight (lbs.)	13.6

Includes

Auxiliary Handle.....	1 612 025 055
Carrying Case.....	3 605 438 536

See pages 50-52 for **Spline** accessories.

11248EVS

1-9/16" Spline Combination Hammer



Carrying Case Included



Features

- Spline/round hex bit system - Tool-free bit changes, with automatic bit locking
- Auto-Max® dial - Variable speed dial designed to automatically insure the maximum speed and power every time the tool is plugged in
- Constant Response™ Circuitry - Provides soft-start, maintains constant speed under load, provides overload protection
- "Combination" dual mode selector - 2 modes of operation, rotary hammer and hammer only mode
- Turbo™ Power - Delivers 20% more power in hammer only mode
- Service Minder™ light - Indicates when preventative maintenance is required
- Power light - Ensures operator that power feed is on
- Vario-Lock™ positioning rotates and locks chisel into 12 different positions to optimize working - Designed so a qualified service technician can quickly replace the brushes and cord - Provides added flexibility and reduces cord wear.
- Vibration dampening handle - Reduces vibration up to 40%, providing uncompromising user comfort for extended periods of work

Specifications

Rating	120V
Amperage	11
No Load RPM	170-340
No Load BPM	1,700-3,300
Impact Energy (ft./lbs.)	
Rotary Hammer Mode	6.2
Turbo™	7.4
Maximum Capacities (in.)	
Concrete	1-9/16"
Concrete-Thru Hole Bit	2-1/2"
Concrete-Core Bit	4"
Optimal Concrete Capacity Range (in.)	1/2" - 1-3/8"
Length (in.)	18"
Weight (lbs.)	14.4

Includes

Auxiliary Handle.....	1 612 025 055
Plastic Case.....	3 605 438 536

See pages 50-52 for **Spline** accessories.

11387

Round Hex Demolition Hammer



Carrying Case Included



Features

- Round hex tool holder - Tool-free demolition steel changes, with automatic locking
- Vario-Lock™ positioning - Rotates and locks chisel into 12 different positions to optimize working angle
- 360° Auxiliary handle - Provides a wide range of movement along with operator comfort
- Innovative service modules - Designed so a qualified service technician can quickly replace the brushes and cord

Specifications

Rating	120V
Amperage	10
No Load BPM	2,800
Impact Energy (ft./lbs.)	5.9
Length (in.)	17.5"
Weight (lbs.)	12

Includes

Auxiliary Handle.....	1 612 025 055
Carrying Case.....	3 605 438 534

See page 51 for **round hex** accessories.

Demolition/Breaker Hammers

Specifications

Rating	120V
Amperage	12.8
No Load BPM	850 - 1,800
Impact Energy (ft./lbs.)	4.0-16.5
Length (in.)	22.0"
Weight (lbs.)	22.0

Includes

Auxiliary Handle.....	2 602 025 076
Carrying Case	2 605 438 297

 See page 51 for 3/4" hex accessories.

Features

- 3/4" hex tool holder
- Variable speed dial - For controlled chipping applications
- Constant Response™ circuitry - Provides soft-start, maintains constant speed under load, provides overload protection
- Service Minder™ light - Indicates when preventative maintenance is required
- Padded rear handle - Absorbs shock for operator comfort
- 360° Auxiliary handle - Provides a wide range of movement along with operator comfort

11317EVS

3/4" Hex Demolition Hammer




Carrying Case Included

Specifications

Rating	120V
Amperage	15
No Load BPM	1,300
Impact Energy (ft./lbs.)	34
Length (in.)	30"
Weight (lbs.)	38

Includes

Pointed Chisel (400 mm)	HS2861
Articulating Auxiliary Handle	Included
Carrying Case with Wheels ...	2 605 438 628

 See page 52 for 1-1/8" hammer steel accessories.

Features

- 15.0 Amps; 1300 BPM
- Impact force of 34 ft.-lbs and powerful 1750 W motor - Fastest removal rate in its class
- Vibration Reducing Handle - Shock absorbing top handle reduces vibration by up to 40% vs. the competition
- In-Line Design - Ultimate tool balance with multiple grip positions for maximum performance in angled, horizontal, and vertical applications
- Large Main handle - Increased control and handling
- Well Positioned lock on switch - Eliminates unintentional shut off.
- 360° Articulating Auxiliary Handle - Provides a wide range of movement along with operator comfort
- 2-Way Tool Retainer - Accepts standard 1-1/8" (28mm) hex, air tool steel with retaining collar or Bosch internal locking combo steel.

NEW! 11335K

Jack 35 lb. Breaker Hammer



Carrying Case Included



Highest Removal Rate in its Class



Lasts 2 Times Longer than the Closest Competitor



Active Vibration Control™ Reduces Vibration by 40%

MEET JACK

The Newest Member of the Legendary Bosch Wrecking Crew



11304(K)

Brute™ Breaker Hammer



Features

- The plug-in anywhere hammer - Does not need a compressor
- Total portability - Operates on 115/120V AC/DC, 15 amp outlet or 2500 watt portable generator
- Service Minder™ brush system - Shuts the Brute™ off when brush replacement, lubrication or preventive maintenance is needed
- Grease packed gear box and hammer mechanism - Eliminates uncertainty of job site lubrication
- Shock mounted handles - Absorb vibration to reduce operator fatigue

113304K

Hammer Hauler Cart


- 8" Diameter semi-pneumatic, ball bearing wheels - Easy rolling over rough job sites
- Rugged 1" diameter all welded steel frame, plus heavy-duty rubber tie-down - For convenient storage and easy transportation
- 4 Sockets - Holds any 1-1/8" hex collar insert tools




Hammer Hauler

2-Way Tool Retainer

Two-way insert tool retainer accepts standard 1-1/8" hex, air tool steel with retaining collar or Bosch internal locking combo steel.



Up for combo steel.



Down for air tool steel.

Specifications

Rating	115/120V AC/DC
Amperage	15.0
No Load BPM	1400
Impact Energy (ft./lbs.)	43
Length (in.)	29-3/4"
Weight (lbs.)	64

11304K Includes

Breaker Hammer	11304
Moil Points (2)	HS2161
Narrow Chisels (2)	HS2163
Hammer Hauler Cart	T1657



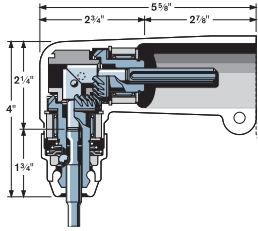
See page 52 for
1-1/8" hammer steel accessories.

The Plug-In-Anywhere Brute™ Breaker Hammer

A legend for more than 20 years, the Brute™ continues to perform through any working condition. A favorite among the rental industry for its long-term sustained durability and minimal down time, the Brute™ breaker is always at home on the jobsite.



Hammer Attachments



- Remove side handle to attach
- Tool length increases by 2-3/4"
- Tool length is offset by less than the shank insertion depth into the bit holder
- Impact strength is reduced by approximately 40%

1 618 580 000 SDS-plus® Right Angle Attachment

Angle drill head for effortlessly drilling concrete in hard to reach spots. Pivots through 360° ensuring correct positioning for any application.


- For SDS-plus® Rotary Hammer Item #s 11224VSR/VSRC, 11250VSR



SDS-plus® is a registered trademark of Robert Bosch GmbH.

1 618 571 014 Chuck With Integral SDS-plus® Shank

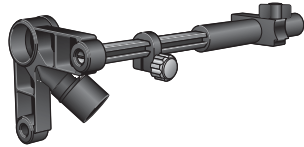
- 1/2" capacity chuck with integral SDS-plus® shank.
- Use for straight shank drill bits.
- For wood, metal and fastening.
- Can be used in the drill only mode.
- For all Bosch SDS-plus® Rotary Hammers.



Item #	Description
1 610 508 015	Replacement Dust Boot
CRK005	Replacement Chuck Key

1 618 190 006 Dust Extraction Fixture

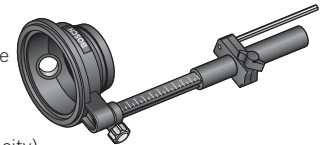
- Attaches to tool and vacuum cleaner hose to provide excellent dust collection when drilling in dust-sensitive areas, such as computer rooms and medical facilities
- For use with bits up to 3/4" in diameter (depending on tool's bit capacity) for extracting fine dust
- Built-in depth gauge and adjustable depth limiter
- Easy attachment to compatible tools and auxiliary handles (see Dust Extraction Compatibility Charts)
- Includes Dust Cover 1 610 591 006
- Does not fit Item # 11239VS



Item #	Description
VAC001	15' Vacuum Hose (Fixture to Vacuum)
1 610 591 006	Replacement Dust Cover

1 618 190 009 Dust Extraction Fixture

- Attaches to tool and vacuum cleaner hose to provide excellent dust collection when drilling in dust-sensitive areas, such as computer rooms and medical facilities
- For use with bits up to 1-9/16" in diameter (depending on tool's bit capacity) for extracting fine dust, wood or metal drilling debris
- Built-in depth gauge and adjustable depth limiter
- Easy attachment to compatible tools and auxiliary handles (see Dust Extraction Compatibility Charts)
- Includes Dust Cover 1 615 502 004
- Does not fit Item # 11239VS



Item #	Description
VAC001	15' Vacuum Hose (Fixture to Vacuum)
VAC002	Connects 1-1/4" or 1" hoses to tools that have ports for 35mm hoses
VAC009	Anti-static 19mm 3-meter (9.85-ft. locking hose)
VAC010	Anti-static 19mm 5-meter (16.4-ft. locking hose)
1 610 502 004	Replacement Dust Cover

2 607 018 296 SDS-plus® Chipping Adapter

- For SDS-plus® Rotary Hammer

Item #s
11225VSR,
11225VSRH and
11250VSR.



Hammer Drill Bits



HCBG800

Blue Granite™ Carbide Hammer Drill Bit Sets

Fast impact drilling in concrete, stone and masonry. Low voltage, high temperature brazing prevents carbide cutting edge from breaking out even when heat builds up during deep drilling. Various usable lengths up to 10".

- Milled u-flute and deep-cut spiral single-flute designs combined with a diamond ground carbide tip to provide fast removal of drilling dust
- Perfect "on-center" diamond tip grinding for fast starts and drilling
- Inductive hardening process provides a softer shank for better gripping power

Item #	Description	Sizes
HCBG500	5 pc. Industrial Hammer Drill Bit Starter Set	1/8" x 2" x 3"; 3/16" x 4" x 6"; 1/4" x 4" x 6"; 5/16" x 4" x 6"; and 3/8" x 4" x 6"
HCBG600T	6 pc. Industrial Hammer Drill Bit Tapcon® Set	3 ea. of 5/32" x 4" x 6" and 3/16" x 4" x 6"
HCBG700	7 pc. Industrial Hammer Drill Bit Set	One 1/8" x 2" x 3", Two 5/32" x 3" x 6", Two 3/16" x 4" x 6", One 1/4" x 4" x 6", One 3/8" x 4" x 6"
HCBG800	8 pc. Industrial Hammer Drill Bit Master Set	One 3/16" x 4" x 6", Two 1/4" x 4" x 6", One 5/16" x 4" x 6", Two 3/8" x 4" x 6", One 1/2" x 4" x 6", and One 5/8" x 4" x 6"



Blue Granite™ Carbide Hammer Drill Bits

Item #	Diameter	Usable Length	Overall Length	Quantity
HCBG01	1/8"	2"	3"	1
HCBG0105	1/8"	2"	3"	5
HCBG01B25	1/8"	2"	3"	25
HCBG02	5/32"	4"	6"	1
HCBG0205	5/32"	4"	6"	5
HCBG02B25	5/32"	4"	6"	25
HCBG03	3/16"	2"	3"	1
HCBG0305	3/16"	2"	3"	5
HCBG03B25	3/16"	2"	3"	25
HCBG04	3/16"	4"	6"	1
HCBG0405	3/16"	4"	6"	5
HCBG04B25	3/16"	4"	6"	25
HCBG05	7/32"	4"	6"	1
HCBG0505	7/32"	4"	6"	5
HCBG05B25	7/32"	4"	6"	25
HCBG06	1/4"	4"	6"	1
HCBG0605	1/4"	4"	6"	5
HCBG06B25	1/4"	4"	6"	25
HCBG07	1/4"	6"	8"	1
HCBG08	1/4"	10"	12"	1
HCBG09	5/16"	4"	6"	1
HCBG0905	5/16"	4"	6"	5
HCBG09B25	5/16"	4"	6"	25
HCBG10	5/16"	7-1/2"	10"	1
HCBG11	5/16"	10"	12"	1
HCBG12	3/8"	4"	6"	1
HCBG1205	3/8"	4"	6"	5
HCBG12B25	3/8"	4"	6"	25
HCBG13	3/8"	8"	10"	1
HCBG14	3/8"	10"	12"	1
HCBG15	7/16"	4"	6"	1
HCBG1505	7/16"	4"	6"	5
HCBG15B25	7/16"	4"	6"	25
HCBG16	1/2"	4"	6"	1
HCBG1605	1/2"	4"	6"	5
HCBG16B25	1/2"	4"	6"	25
HCBG17	1/2"	8"	10"	1
HCBG18	1/2"	10"	12"	1
HCBG19	9/16"	7-1/2"	10"	1
HCBG20	5/8"	4"	6"	1
HCBG2005	5/8"	4"	6"	5
HCBG20B25	5/8"	4"	6"	25
HCBG21	5/8"	10"	12"	1
HCBG22	3/4"	4"	6"	1
HCBG23	3/4"	10"	12"	1
HCBG24	7/8"	4"	6"	1
HCBG25	7/8"	10"	12"	1
HCBG26	1"	4"	6"	1
HCBG27	1"	10"	12"	1

SDS-plus® Hammer Carbide



Anchor Drive Installation Kit

SDS-plus® shank bits for use with Tapcon® / Condrive systems. Hex drive on bit fits into driver sleeve.


- 1/4" hex shoulder for drive sleeve used to set masonry screws

Item #	Description
HCB2309	9 pc. anchor drive installation kit—5/32" x 7" and 3/16" x 7" Tapcon® hex bits, #2 & #3 Phillips® insert bits, bit holder, 5-3/4" sleeve, 1/4" & 5/16" sockets and Allen® wrench

Tapcon® is a registered trademark of Illinois Tool Works.
 SDS-plus® is a registered trademark of Robert Bosch GmbH.
 Allen® is a registered trademark of Industrial Fasteners Inc.
 Phillips® is a registered trademark of Phillips Screw Co.

SDS-plus® Spade Chisel Works Longer, Faster And Sharper: The New SDS-plus® Spade Chisels.

With a Double-Length spade, Bosch has considerably extended the service life of the spade chisel. The material removal rate has also been significantly increased. The chisel is self-sharpening due to the flat shape of its spade, meaning no downtime from time-consuming and tedious resharpening of the chisel.



**30%
Higher Removal Rate**



SDS-plus® Hammer Steel

Bosch offers a full assortment of SDS-plus® hammer steel points and chisels.

- HS1470 is the new long life SDS-plus® Viper flat chisel featuring an innovative cutting chisel that further disperses the energy of each impact. 30% longer service life and 15% higher material removal
- HS1472 is the new long life SDS-plus® pointed chisel. 30% longer service life and 15% higher material removal
- HS1465 is the new SDS-plus® tile chisel which allows removal of tiles at a faster rate and with much less effort. Bosch's new tile chisel removes material up to 40% quicker than conventional tile chisels. Ideal for smaller grout joints and specially shaped for prying and removing tiles in one piece

Item #	Description
HS1415	10" point
HS1420	3/4" x 10" chisel
HS1425* NEW!	1-1/2" x 10" wide chisel <i>self-sharpening</i>
HS1427* NEW!	2-1/2" x 10" wide chisel <i>self-sharpening</i>
HS1430	1/4" x 7" wood chisel
HS1435	1/2" x 7" wood chisel
HS1440	3/4" x 7" wood chisel
HS1445	1" x 7" wood chisel
HS1450	1-1/4" x 7" wood chisel
HS1465	1-1/2" x 10" Tile chisel
HS1470 NEW!	3/4" x 10" Viper flat chisel (<i>long life</i>)
HS1472 NEW!	10" point (<i>long life</i>)
HS1475	10" Gouging chisel
HS1480	8" Carbide tipped point
HS1485	1-1/2" x 5-3/4" Stubby scaling chisel
HS1490	5-3/4" Stubby point
HS1495	3/4" x 5-3/4" Stubby flat chisel

*Available 4Q 2007

SDS-plus® is a registered trademark of Robert Bosch GmbH.

NOTE: Drill bits (or extension + drill bit) in excess of 8" should never exceed 600 RPM.



SDS-plus® Rotary Hammer Bit Sets

Bosch SDS-plus® rotary hammer bits feature a patent-pending 4-flute design which provides fast dust removal. The carbide-tipped drill bit heads are harder, tougher and more resistant to extreme loads.

- HCK001 and HCK005 are 7-piece and 5-piece kits, respectively, featuring popular SDS-plus® bits in a rugged index case

Item #	Includes
HCK001	One 3/16" x 2" x 4", One 1/4" x 2" x 4", Two 1/4" x 4" x 6", One 5/16" x 4" x 6", One 3/8" x 4" x 6", and One 1/2" x 4" x 6"
HCK005	One 3/16" x 4" x 6", One 1/4" x 2" x 4", One 1/4" x 4" x 6", One 3/8" x 4" x 6", and One 1/2" x 4" x 6"



SDS-plus® Wild-Bore™ With Quadro-X™ Rotary Hammer Bits

Item #	Diameter	Usable Length	Overall Length	Quantity
HC2222	3/4"	6"	8"	1
HC2224	3/4"	10"	12"	1
HC2227	3/4"	16"	18"	1
HC2242	7/8"	6"	8"	1
HC2244	7/8"	10"	12"	1
HC2247	7/8"	16"	18"	1
HC2263	1"	8"	10"	1
HC2267	1"	16"	18"	1
HC2283	1-1/8"	8"	10"	1
HC2287	1-1/8"	16"	18"	1

NEW!

SDS-plus® S4L Rotary Hammer Bits

15% more life time in concrete (compared to the last version of S4)

- Optimized brazing and hardening process for top resistance in reinforced concrete
- Optimized flute design to reduce stress and make the bit run cooler
- 4-flute design for fast dust removal
- Centric tip for optimal hole geometry



Item #	Diameter	Usable Length	Overall Length	Quantity
HC2000	5/32"	2"	4"	1
HC2001	5/32"	4"	6"	1
HC2001B5	5/32"	4"	6"	5
HC2001B25	5/32"	4"	6"	25
HC2010	3/16"	2"	4"	1
HC2010B5	3/16"	2"	4"	5
HC2010B25	3/16"	2"	4"	25
HC2011	3/16"	4"	6"	1
HC2011B5	3/16"	4"	6"	5
HC2011B25	3/16"	4"	6"	25
HC2012	3/16"	6"	8"	1
HC2012B5	3/16"	6"	8"	5
HC2012B25	3/16"	6"	8"	25
HC2013	3/16"	8"	10"	1
HC2013B5	3/16"	8"	10"	5
HC2013B25	3/16"	8"	10"	25
HC2014	3/16"	10"	12"	1
HC2014B5	3/16"	10"	12"	5
HC2014B25	3/16"	10"	12"	25
HC2015	3/16"	12"	14"	1
HC2015B5	3/16"	12"	14"	5
HC2015B25	3/16"	12"	14"	25
HC2020	.202"	2-3/4"	4-3/4"	1
HC2020B5	.202"	2-3/4"	4-3/4"	5
HC2020B25	.202"	2-3/4"	4-3/4"	25
HC2021	.202"	4-1/2"	6-1/2"	1
HC2021B5	.202"	4-1/2"	6-1/2"	5
HC2021B25	.202"	4-1/2"	6-1/2"	25
HC2022	.202"	6-1/2"	8-1/2"	1
HC2022B5	.202"	6-1/2"	8-1/2"	5
HC2022B25	.202"	6-1/2"	8-1/2"	25
HC2023	.202"	7-1/2"	9-1/2"	1
HC2023B5	.202"	7-1/2"	9-1/2"	5
HC2023B25	.202"	7-1/2"	9-1/2"	25
HC2031	7/32"	4"	6"	1
HC2031B5	7/32"	4"	6"	5
HC2031B25	7/32"	4"	6"	25
HC2032	7/32"	6"	8"	1
HC2032B5	7/32"	6"	8"	5
HC2032B25	7/32"	6"	8"	25
HC2034	7/32"	10"	12"	1
HC2034B5	7/32"	10"	12"	5
HC2034B25	7/32"	10"	12"	25
HC2040	1/4"	2"	4"	1
HC2040B5	1/4"	2"	4"	5
HC2040B25	1/4"	2"	4"	25
HC2041	1/4"	4"	6"	1
HC2041B5	1/4"	4"	6"	5
HC2041B25	1/4"	4"	6"	25
HC2042	1/4"	6"	8"	1
HC2042B5	1/4"	6"	8"	5
HC2042B25	1/4"	6"	8"	25
HC2043	1/4"	8"	10"	1
HC2045	1/4"	12"	14"	1
HC2051	5/16"	4"	6"	1
HC2051B5	5/16"	4"	6"	5
HC2051B25	5/16"	4"	6"	25
HC2054	5/16"	10"	12"	1

SDS-plus® S4® Rotary Hammer Bits continued

Item #	Diameter	Usable Length	Overall Length	Quantity
HC2061	3/8"	4"	6"	1
HC2061B5	3/8"	4"	6"	5
HC2061B25	3/8"	4"	6"	25
HC2064	3/8"	10"	12"	1
HC2064B5	3/8"	10"	12"	5
HC2064B25	3/8"	10"	12"	25
HC2067	3/8"	16"	18"	1
HC2068	3/8"	22"	24"	1
HC2071	7/16"	4"	6"	1
HC2074	7/16"	10"	12"	1
HC2081	1/2"	4"	6"	1
HC2081B5	1/2"	4"	6"	5
HC2081B25	1/2"	4"	6"	25
HC2084	1/2"	10"	12"	1
HC2084B5	1/2"	10"	12"	5
HC2084B25	1/2"	10"	12"	25
HC2087	1/2"	16"	18"	1
HC2088	1/2"	22"	24"	1
HC2091	9/16"	4"	6"	1
HC2094	9/16"	10"	12"	1
HC2097	9/16"	16"	18"	1
HC2098	9/16"	23"	28"	1
HC2099	9/16"	31"	36"	1
HC2102	5/8"	6"	8"	1
HC2102B5	5/8"	6"	8"	5
HC2102B25	5/8"	6"	8"	25
HC2104	5/8"	10"	12"	1
HC2107	5/8"	16"	18"	1
HC2108	5/8"	22"	24"	1
HC2112	11/16"	6"	8"	1
HC2122	3/4"	6"	8"	1
HC2124	3/4"	10"	12"	1
HC2127	3/4"	16"	18"	1
HC2128	3/4"	22"	24"	1
HC2137	27/32"	6"	8"	1
HC2142	7/8"	6"	8"	1
HC2144	7/8"	10"	12"	1
HC2147	7/8"	16"	18"	1
HC2163	1"	8"	10"	1
HC2167	1"	16"	18"	1


SDS-plus® S4® Tapcon® Hex Rotary Hammer Bits

For use with Tapcon® / Condrive systems. Hex drive on bit fits into driver sleeve.

Item #	Diameter	Usable Length	Overall Length	Quantity
HC2301	5/32"	3"	6"	1
HC2301B25	5/32"	3"	6"	25
HC2302	5/32"	4"	7"	1
HC2302B25	5/32"	4"	7"	25
HC2310	3/16"	2"	5"	1
HC2310B25	3/16"	2"	5"	25
HC2311	3/16"	3"	6"	1
HC2311B25	3/16"	3"	6"	25
HC2312	3/16"	4"	7"	1
HC2312B25	3/16"	4"	7"	25

Tapcon® is a registered trademark of Illinois Tool Works.

SDS-plus® is a registered trademark of Robert Bosch GmbH.


NOTE: Drill bits (or extension + drill bit) in excess of 8" should never exceed 600 RPM.



SDS-plus® Rotary Hammer Core Bits

Bosch SDS-plus® rotary hammer core bits are designed for core drilling with smaller hammers with a core body length of 4-1/8" and a usable cutting depth of 3"

Core Bit Item #	Bit Diameter	Center Pin Item #	Guide Plate Item #	Shank Item #
T3900	1"	N/A	N/A	4-1/8" shank length T3917 or 11-7/8" shank length T3918
T3901	1-1/8"	N/A	N/A	
T3902	1-1/4"	T3925	T3930	
T3903	1-3/8"	T3925	T3931	
T3904	1-1/2"	T3925	T3932	
T3905	1-3/4"	T3926	T3933	4-1/8" shank length T3919 or 11-7/8" shank length T3920
T3906	2"	T3926	T3934	
T3907	2-1/2"	T3926	T3935	
T3908	3"	T3926	T3936	
T3909	3-1/2"	T3926	T3937	
T3910	4"	T3926	T3938	



Speed-Core™ Thin Core Bits

Core Bit Assembly

- (1) Screw core bit onto shank
- (2) Centering pin in hole
- (3) Attach guide plate

SDS-max® Hammer Carbide



SDS-max® Rotary Hammer Bits

Bosch carbide rotary hammer bits feature tips that stay sharper longer and deliver more holes within their ANSI specification than competitors' bits. Also, Bosch shafts wear at a much slower rate than most others and can take more abuse because of Bosch's technologically advanced conditioning process.



- Manufactured to ANSI standards, Bosch bits also meet and exceed ISO (International Standards Organization) standards. 98% of the carbide tips are molded to the specific ANSI size. Only 2% (specials) of all bit diameters are ground to size
- SDS-max® rotary hammer bits not only fit Bosch SDS-max® hammers, but also competitive SDS-max® drive hammers and Hilti hammers using TE-Y and TE-FY shanks

Item #	Diameter	Usable Length	Overall Length
HC5005	3/8"	8"	13"
HC5010	1/2"	8"	13"
HC5011	1/2"	16"	21"
HC5012	1/2"	11"	16"
HC5013	1/2"	21"	28"
HC5015	9/16"	8"	13"
HC5016	9/16"	16"	21"
HC5017	9/16"	21"	28"



SDS-max® Thru-hole Rotary Hammer Bits

One-piece thru-hole bits are designed for fast working without the need to change shanks. The all-in-one core with SDS-max® shank transmits power directly to the end of the bit. Additionally, thru-hole bits are economical due to their long life.



Item #	Diameter	Usable Length	Overall Length
HC6501	1-3/4"	18"	24"
HC6511	2-1/8"	18"	24"
HC6521	2-1/2"	18"	24"
HC6531	3-1/8"	18"	24"

SDS-plus® and SDS-max® are registered trademarks of Robert Bosch GmbH.
NOTE: Drill bits (or extension + drill bit) in excess of 8" should never exceed 600 RPM.

Thru-Hole Bits

Bosch thru-hole bits are one-piece bits designed for fast working without the need to change shanks. The all-in-one core with SDS-max® or Spline shank transmits power directly to the end of the bit. In addition, thru-hole bits are economical due to their long life (dimensions are nominal).



Aggressive Wild-Bore™ Tip
Designed for fast break-through and large chip removal

Special Flute
Designed for faster chip removal



Thru-Hole Bit Features

- Ideal for horizontal drilling applications
- Drill all the way through material without stopping

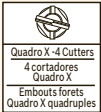
SDS-max® Hammer Carbide

Wild-Bore™ with Quadro-X™ Technology Rotary Hammer Bits

Narrow flute back for reduced friction between bit and material

Large flute volume for fast drilling dust transport and less clogging

Updated tip and head design provides 15% faster removal rate and 30% longer life



Main cutter is fully embedded in the drill bit body for top power and impact transmission

Secondary cutters are not connected to the main cutters, eliminating tensioning in carbide, for a longer life

Quadro-X™ Enhancements: Under 1"



Shorter head with extended flutes for fast, straight dust transport

1" and Larger



Larger Incline for fast drilling dust transport

Smaller Incline for less wear and clean drilling dust removal

Wild-Bore™ is a specially formulated Tungsten Carbide which provides superior wear resistance in tough applications.

Quadro-X™ is a patented Four-Cutter tip design that provides optimal performance when drilling larger diameter holes in masonry materials. This aggressive tip design is more effective when hitting rebar.

Wild-Bore™ with Quadro-X™ Technology Rotary Hammer Bits are available in SDS-plus®, SDS-max® and Spline shanks.

SDS-max® Core Bits

Bosch Core Bits with Wave Design

- Larger, cleaner holes up to 6" in diameter
- Used for vertical drilling applications

Carbide-Tipped Active Centering Bit (Item# HC88)



All-In-One Core
Transmits power directly to the end of the bits



Available in SDS-max® shank

Wave Design
Unique design transfers energy thru the bit more effectively for up to 40% better drilling performance




No Wave



Wave

Asymmetrical Tooth Design for Fast Cutting Speed
Tungsten carbide teeth for longer life in tough drilling applications





SDS-max® Wild-Bore™ Rotary Hammer Bits with Quadro-X™ Design

Item #	Diameter	Usable Length	Overall Length
HC5020	5/8"	8"	13"
HC5021	5/8"	16"	21"
HC5022	5/8"	11"	16"
HC5023	5/8"	31"	36"
HC5026	11/16"	16"	21"
HC5030	3/4"	8"	13"
HC5031	3/4"	16"	21"
HC5032	3/4"	11"	16"
HC5033	3/4"	31"	36"
HC5036	13/16"	16"	21"
HC5039	27/32"	16"	21"
HC5040	7/8"	8"	13"
HC5041	7/8"	16"	21"
HC5042	7/8"	11"	16"
HC5050	1"	8"	13"
HC5051	1"	16"	21"
HC5052	1"	11"	16"
HC5053	1"	31"	36"
HC5056	1-1/16"	18"	23"
HC5060	1-1/8"	10"	15"
HC5061	1-1/8"	18"	23"
HC5070	1-1/4"	10"	15"
HC5071	1-1/4"	18"	23"
HC5073	1-1/4"	31"	36"
HC5076	1-5/16"	18"	23"
HC5081	1-3/8"	18"	23"
HC5086	1-7/16"	18"	23"
HC5091	1-1/2"	18"	23"
HC5096	1-9/16"	18"	23"
HC5098	1-3/4"	18"	23"
HC5099	2"	18"	23"



SDS-max® Rotary Hammer Core Bits


Bosch SDS-max® rotary hammer core bits are carbide tipped with an integral shank for better power transmission. Maximum core size is 4" deep.

Item #	Bit Diameter	Usable Length	Overall Length
HC8501	1-3/4"	7"	12"
HC8506	1-3/4"	17"	22"
HC8510	2"	7"	12"
HC8515	2"	17"	22"
HC8521	2-5/8"	7"	12"
HC8526	2-5/8"	17"	22"
HC8530	3"	7"	12"
HC8531	3-1/4"	7"	12"
HC8536	3-1/4"	17"	22"
HC8540	3-9/16"	7"	12"
HC8545	3-9/16"	17"	22"
HC8550	4"	7"	12"
HC8555	4"	12"	17"
HC8575	5"	17"	22"
HC8595	6"	17"	22"
HC88 Centering Bit & Drif Pin	—	—	5-5/16"


SDS-max® R-Tec

How Does R-Tec Work?

The next generation of SDS-max® chisels and points features the innovation you've come to expect from Bosch, the professional's choice in concrete drilling and demolition. Reflection technology is the latest innovation in demolition steel, so Bosch has incorporated its new R-Tec reflection steel, so Bosch has incorporated its new R-Tec reflection point into each chisel or point. With each beat of the hammer, energy is dispersed. Our new R-Tec reflection element reflects the hammer's energy back into the work material, increasing the rate of removal by 15%. And the R-Tec chisel features a unique cutting head with extra wedges for increased breakout. Bosch SDS-max® R-Tec chisels and points produce faster results in less time and help increase overall jobsite productivity and profitability.



R-Tec Chisel



Conventional Chisel

The reflection element reflects the energy of the return shock and converts it into new impact energy.



Star Point Tip
Self Sharpening, less binding

Bosch Marking

High-quality Hardened Steel
Can be re-sharpened, re-forged and provides long service life.

Patented SDS-max® Shank

Innovative Reflection Element
Increases material removal rate by up to 15%.



SDS-max® Hammer Steel
Bosch offers a full assortment of SDS-max® hammer steel points and chisels.



Tamper Plate

Item #	Description	Size	Quantity
HS1903	R-Tec flat chisel	1" x 16"	1
HS1903B10	R-Tec flat chisel	1" x 16"	10
HS1904	R-Tec bull point	16"	1
HS1904B10	R-Tec bull point	16"	10
HS1934* NEW!	R-Tec Star Point chisel <i>self-sharpening</i>	16"	1
HS1934B10* NEW!	R-Tec Star Point chisel <i>self-sharpening</i>	16"	10
HS1906	Asphalt cutter	5" x 15"	1
HS1909	Bushing tool, one piece	16 tooth head, 1-3/4" square x 9-1/4"	1
HS1910	Scaling chisel	3" x 12"	1
HS1911	Flat chisel	1" x 12"	1
HS1911B20	Flat chisel	1" x 12"	20
HS1912	Flat chisel	1" x 18"	1
HS1912B10	Flat chisel	1" x 18"	10
HS1913	Bull point	12"	1
HS1913B20	Bull point	12"	20
HS1914	Bull point	18"	1
HS1914B10	Bull point	18"	10
HS1915 NEW!	Tile chisel	2" x 12"	1
HS1916	Scaling chisel	1-1/2" x 12"	1
HS1917 NEW!	Scaling chisel <i>self-sharpening</i>	2" x 14"	1
HS1918	Floor scraper	6" x 25"	1
HS1920	Seam tool	1-1/8" x 15"	1
HS1921	Slotting tool	1-1/8" x 15"	1
HS1922	Clay spade	4-1/2" x 17"	1
HS1924	Ground rod driver	5/8" & 3/4" rods	1
HS1926	Round spade	4-1/2" x 16"	1
HS1927	Tamper plate shank	12"	1
HS1928	Winged channel chisel	1" x 15"	1
HS1929	Gouge	1" x 12"	1
HS1828	Tamper plate	5" x 5"	1

*Available 4Q 2007

SDS-max® is a registered trademark of Robert Bosch GmbH.

Spline Hammer Carbide



Spline Rotary Hammer Bits

Bosch spline rotary hammer bits are carbide tipped and fit Bosch as well as other spline hammers.



Item #	Bit Diameter	Usable Length	Overall Length
HC4501	3/8"	6"	11"
HC4510	1/2"	6"	11"
HC4511	1/2"	11"	16"
HC4512	1/2"	18"	23"
HC4513	1/2"	22"	27"
HC4514	1/2"	31"	36"
HC4516	9/16"	11"	16"
HC4520	5/8"	6"	11"
HC4521	5/8"	11"	16"
HC4522	5/8"	18"	23"
HC4530	3/4"	6"	11"
HC4531	3/4"	11"	16"
HC4532	3/4"	18"	23"
HC4540	7/8"	11"	16"
HC4541	7/8"	18"	23"
HC4550	1"	11"	16"
HC4551	1"	18"	23"
HC4561	1-1/8"	18"	23"
HC4571	1-1/4"	18"	23"
HC4591	1-1/2"	18"	23"

Spline Wild-Bore™ Rotary Hammer Bits with Quadro-X™ Design



Item #	Bit Diameter	Usable Length	Overall Length
HC4020	5/8"	6"	11"
HC4021	5/8"	11"	16"
HC4022	5/8"	18"	23"
HC4023	5/8"	22"	27"
HC4024	5/8"	31"	36"
HC4026	11/16"	11"	16"
HC4030	3/4"	6"	11"
HC4031	3/4"	11"	16"
HC4032	3/4"	18"	23"
HC4033	3/4"	22"	27"
HC4034	3/4"	31"	36"
HC4039	27/32"	11"	16"
HC4040	7/8"	11"	16"
HC4041	7/8"	18"	23"
HC4050	1"	11"	16"
HC4051	1"	18"	23"
HC4053	1"	31"	36"
HC4060	1-1/8"	11"	16"
HC4061	1-1/8"	18"	23"
HC4070	1-1/4"	11"	16"
HC4071	1-1/4"	18"	23"
HC4073	1-1/4"	31"	36"
HC4081	1-3/8"	18"	23"
HC4091	1-1/2"	18"	23"



Spline Thru-hole Rotary Hammer Bits

Thru-hole bits offer less vibration and quieter operation thanks to an efficient design which maximizes the power of the hammer



Item #	Bit Diameter	Usable Length	Overall Length
HC6001	1-3/4"	18"	24"
HC6011	2-1/8"	18"	24"
HC6021	2-1/2"	18"	24"
HC6031	3-1/8"	18"	24"

Round Hex / Spline Hammer Steel



Bosch offers a full assortment of round hex/spline hammer steel points and chisels.



Item #	Description	Size	Quantity
HS1809	Bushing tool one piece	16 tooth head, 1-3/4" square x 9-1/4"	1
HS1809B10	Bushing tool one piece	16 tooth head, 1-3/4" square x 9-1/4"	10
HS1810	Scaling chisel	3" x 12"	1
HS1810B10	Scaling chisel	3" x 12"	10
HS1811	Flat chisel	1" x 12"	1
HS1811B20	Flat chisel	1" x 12"	20
HS1812	Flat chisel	1" x 18"	1
HS1812B10	Flat chisel	1" x 18"	10
HS1813	Bull point	12"	1
HS1813B20	Bull point	12"	20
HS1814	Bull point	18"	1
HS1814B10	Bull point	18"	10
HS1815	Scraping chisel	2" x 12"	1
HS1816	Scaling chisel	1-1/2" x 12"	1
HS1817	Scaling chisel	2" x 12"	1
HS1817B10	Scaling chisel	2" x 12"	10
HS1521	Bushing head	16 tooth head, 1-3/4" square	1
HS1818	Bushing head shank	12"	1
HS1820	Seam tool	1-1/8" x 15"	1
HS1821	Slotting tool	1-1/8" x 15"	1
HS1822	Clay spade	4-1/2" x 16"	1
HS1822B3	Clay spade	4-1/2" x 16"	3
HS1824	Ground rod driver	5/8" & 3/4" rods	1
HS1826	Pointed spade	4-1/2" x 16"	1
HS1827	Tamper plate shank	12"	1
HS1828	Tamper plate	5" x 5"	1



Spline Rotary Hammer Core Bits

Bosch spline rotary hammer core bits feature an integral shank for better power transmission.

- Maximum core size of 2-5/8" deep (dimensions are nominal)

Item #	Bit Diameter	Usable Length	Overall Length
HC8000	1-1/2"	7"	12"
HC8005	1-1/2"	17"	22"
HC8010	2"	7"	12"
HC8015	2"	17"	22"
HC8020	2-1/2"	7"	12"
HC8025	2-1/2"	17"	22"
HC8030	3-1/8"	7"	12"
HC8035	3-1/8"	17"	22"
HC8040	3-9/16"	7"	12"
HC8045	3-9/16"	17"	22"
HC8050	4"	7"	12"
HC8055	4"	17"	22"
HC8070	5"	7"	12"
HC8075	5"	17"	22"
HC89 Centering Tip	—	—	4-3/4"

3/4" Hex Hammer Steel



Bosch offers a full assortment of 3/4" hex hammer steel points and chisels.

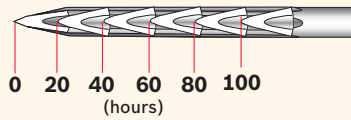


Item #	Description	Size	Quantity
HS1502	Scraping chisel	2" x 12"	1
HS1503	Scaling chisel	3" x 12"	1
HS1503B10	Scaling chisel	3" x 12"	10
HS1504	Clay spade	4-1/2" x 17"	1
HS1506	Asphalt cutter	5" x 15"	1
HS1521	Bushing head	16 tooth head, 1-3/4" square	1
HS1508	Bushing head shank	12"	1
HS1515	Bull point	12"	1
HS1515B20	Bull point	12"	20
HS1516	Bull point	18"	1
HS1516B10	Bull point	18"	10
HS1517	Flat chisel	1" x 12"	1
HS1517B20	Flat chisel	1" x 12"	20
HS1518	Flat chisel	1" x 18"	1
HS1518B10	Flat chisel	1" x 18"	10
HS1520	Bushing tool one piece	16 tooth head, 1-3/4" square x 9-1/4"	1
HS1520B10	Bushing tool one piece	16 tooth head, 1-3/4" square x 9-1/4"	10
HS1524	Ground rod driver	5/8" & 3/4" rods	1
HS1526	Pointed spade	4-1/2" x 16"	1
HS1527	Tamper plate shank	12"	1
HS1828	Tamper plate	5" x 5"	1

Hexagonal & SDS-max® Star-pointed Chisel More Power: New Star-pointed Chisel



Cross section of Star-pointed Chisel



Tip Shape Over Worklife

30% Higher Removal Rate

Star-shaped and self-sharpening cutting edge: this means more material removal with each impact. Removal rate of star-pointed chisels remains constantly high over entire service life. This saves downtime and eliminates service costs caused by time-consuming resharping.



Brute™ 1-1/8" Hex Hammer Steel



Bosch offers a full assortment of Brute™ / 1-1/8" hex hammer steel points and chisels.



Item #	Description	Overall Length	Quantity
HS2124	Tamper plate	6" x 6"	1
HS2125	Tamper plate	8" x 8"	1
HS2126	Tent stake driver	5-1/2"	1
HS2861 NEW!	Star Point <i>self-sharpening</i>	16"	1
HS2161	Moil point	20"	1
HS2161B5	Moil point	20"	5
HS2863 NEW!	Flat chisel	16"	1
HS2163	Narrow chisel	20"	1
HS2163B5	Narrow chisel	20"	5
HS2164	3" chisel	20"	1
HS2164B5	3" chisel	20"	5
HS2166	Superkut chisel	20-1/2"	1
HS2167	5" asphalt cutter	19"	1
HS2167B3	5" asphalt cutter	19"	3
HS2168	3" digging chisel	22-1/2"	1
HS2169	5-3/8" clay spade	21"	1
HS2169B3	5-3/8" clay spade	21"	3
HS2170	Frost wedge	24-1/2"	1
HS2171	Spike / pin driver	14-1/2"	1
HS2172	Ground rod driver	15-1/2"	1
HS2173	Tamper shank	15-1/2"	1

Air Tool Steel



Bosch offers a full assortment of air tool steel points and chisels. For use with pneumatic hammers only.



Item #	Description	Overall Length	Shank	Quantity
HS2260	Moil point	18"	7/8" hex	1
HS2261	Moil point	14"	7/8" hex	1
HS2262	Narrow chisel	18"	7/8" hex	1
HS2263	Narrow chisel	14"	7/8" hex	1
HS2264	3" chisel	20-1/2"	7/8" hex	1
HS2267	5" asphalt cutter	17-1/2"	7/8" hex	1
HS2269	5-1/2" clay spade	20"	7/8" hex	1
HS2360	Moil point	18"	1" hex	1
HS2361	Moil point	14"	1" hex	1
HS2362	Narrow chisel	18"	1" hex	1
HS2363	Narrow chisel	14"	1" hex	1
HS2364	3" chisel	20-1/2"	1" hex	1
HS2367	5" asphalt cutter	17-1/2"	1" hex	1
HS2369	5-1/2" clay spade	20"	1" hex	1
HS2460	Moil point	18"	1-1/4" hex	1
HS2461	Moil point	14"	1-1/4" hex	1
HS2462	Narrow chisel	18"	1-1/4" hex	1
HS2463	Narrow chisel	14"	1-1/4" hex	1
HS2464	3" chisel	20-1/2"	1-1/4" hex	1
HS2467	5" asphalt cutter	17-1/2"	1-1/4" hex	1
HS2469	5-1/2" clay spade	20"	1-1/4" hex	1

Adapters & Other Accessories

SDS-max® Rotary Hammer Adapters

Bosch offers adapters to make it easy to move up to SDS-max® while still utilizing your current SDS-plus® and spline accessories.



Item #	Description
HA1030	SDS-max® to SDS-plus® adapter
HA1031	SDS-max® to spline adapter
HA1032	SDS-max® 3 jaw chuck adapter 1/2"-20 thread
HA1033	SDS-max® to 3/4" hex adapter
T4000	SDS-max® 9" core bit adapter shank
T4001	SDS-max® 16" core bit adapter shank

Spline Rotary Hammer Adapters

Use these Bosch adapters with a spline hammer to utilize B taper and SDS-plus® accessories.



Item #	Description
HA1020	Spline drive to SDS-plus® adapter
T1831	Spline drive to "B"-taper adapter
1 601 030 009	Drift pin (for T1831)

SDS-plus® and SDS-max® are registered trademarks of Robert Bosch GmbH.

NOTE: Drill bits (or extension + drill bit) in excess of 8" should never exceed 600 RPM.

Free Manuals Download Website

<http://myh66.com>

<http://usermanuals.us>

<http://www.somanuals.com>

<http://www.4manuals.cc>

<http://www.manual-lib.com>

<http://www.404manual.com>

<http://www.luxmanual.com>

<http://aubethermostatmanual.com>

Golf course search by state

<http://golfingnear.com>

Email search by domain

<http://emailbydomain.com>

Auto manuals search

<http://auto.somanuals.com>

TV manuals search

<http://tv.somanuals.com>