

IMPORTANT SAFETY INSTRUCTIONS

THIS APPLIANCE IS INTENDED FOR HOUSEHOLD USE. WHEN USING ELECTRICAL APPLIANCES, BASIC SAFETY PRECAUTIONS SHOULD ALWAYS BE TAKEN, INCLUDING THE FOLLOWING:

WARNING—To reduce the risk of

burns, electrocution, fire, or injury to persons:

1. Read all instructions before using the appliance.
2. To protect against electrical hazards, do not use while bathing or in the shower.
3. Close supervision is necessary when any appliance is used by or near children or by invalids.
4. Unplug the appliance from outlet when not in use and before cleaning. Do not leave appliance unattended when it is plugged in. Keep cord away from heated surfaces.
5. Do not operate this appliance with a damaged cord or plug or if the appliance malfunctions or has been dropped or damaged in any manner. Return appliance to nearest service facility for examination, electrical or mechanical adjustment, or repair. No repairs should be attempted by the consumer.
6. Use appliance only for intended use as described in this instruction book. The use of attachments not recommended or sold by Conair may cause hazards.
7. Do not use outdoors or operate where aerosol (spray) products are being used, or where oxygen is being administered.
8. Be sure mirror is not in a position where it can reflect sunlight; reflected sunlight can cause fire.


9. Do not use on a soft surface such as a bed, where openings may be blocked.
10. Turn switch to "OFF" position and unplug cord before replacing light bulbs.
11. Do not place or store appliance where it can fall or be pulled into a tub or sink.
12. Do not place in or drop into water or other liquid.
13. If an appliance falls into water, unplug it immediately. Do not reach into the water.

Use on any 120 volt 60 hertz AC electric outlet (ordinary house current). Do not use it on any other electrical outlet.

SAVE THESE INSTRUCTIONS

OPERATING INSTRUCTIONS

1. Your lighted makeup mirror is 6" in diameter with 5X and 1X magnification. (Fig. 1)
2. This unit operates on 3 "AA" batteries (not included) or an adapter (included). Plug into any standard wall outlet (120 Volt AC). Turn switch to the "ON" position.
3. After use, always turn switch to the "OFF" position and unplug the adapter from the wall outlet.
4. The beauty and design of this Classique™ Collection mirror complement any decor. Therefore, you may wish to leave the mirror displayed. However, if you choose to store the mirror, see "STORAGE" for detailed information.
5. "DO NOT MIX OLD & NEW BATTERIES", DO NOT MIX ALKALINE, STANDARD (CARBON-ZINC) OR RECHARGEABLE (NICKEL CADMIUM) BATTERIES.



(Fig. 1)

A.C. ADAPTER

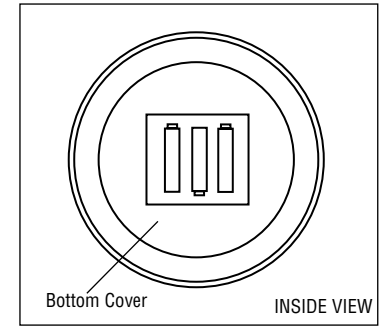
NOTE: UNIT SUPPLIED WITH A UL LISTED 3.6VAC ADAPTER. FOR MORE INFORMATION, PLEASE CONTACT A CONAIR SERVICE CENTER.

TO REPLACE BULB

CAUTION: TURN OFF POWER AND UNPLUG. ALLOW TO COOL AT LEAST 3 MINUTES BEFORE REPLACING BULB.

NOTE: Do not use bulbs other than those supplied by Conair. Contact a Conair service center for replacement bulb information.

1. Unscrew the two side screws on the mirror head.
2. Carefully take out the removable mirror head housing.
3. Unscrew light bulbs and replace with new light bulb.
4. Replace mirror head by lining up the screw holes and screw into place.



(Fig. 2)

TO INSTALL BATTERIES

1. Remove battery cover..
2. Install 3 "AA" new batteries as indicated on battery box. (Fig. 2)
3. Replace battery cover by snapping it into place.

MAINTENANCE

Your lighted mirror is designed for household use and is virtually maintenance-free. No lubrication is needed.

If cleaning becomes necessary, disconnect the appliance from the power source and wipe exterior with a damp cloth. Clean mirror surfaces with a glass cleaner. Do not light until you are certain mirror is completely dry.

If any abnormal condition occurs, unplug the lighted mirror, allow it to cool, and return it to an authorized service center for repair.


STORAGE

Disconnect from electrical outlet. BE SURE DIRECT SUNLIGHT DOES NOT STRIKE MAGNIFYING SIDE OF MIRROR WHEN LEFT UNATTENDED. Allow to cool to room temperature before storing. Place in cool, dry area out of reach of children, where it will not be damaged.

Handle cord carefully for longer life; do not jerk or strain at plug connections, or wrap cord around mirror for storage. This could cause damage to the cord or a short circuit. To store mirror, coil cord loosely.

**WARNING:
IF YOU THINK THE
POWER IS OFF
WHEN THE SWITCH
IS OFF,
YOU'RE WRONG.**

KEEP AWAY FROM WATER



Everybody knows that electricity and water are a dangerous combination. But did you know that an electrical appliance is still electrically alive even if the switch is off? If the plug is in, the power is on. So when you are not using your appliances, keep them unplugged.

ALWAYS UNPLUG SMALL APPLIANCES

Public Service AD from Association of Home Appliance Manufacturers and Underwriters Laboratories, Inc.

LIMITED ONE YEAR WARRANTY

Conair will (at our option) repair or replace your appliance free of charge for 12 months from the date of purchase if the appliance is defective in workmanship or materials.

To obtain service under this warranty, return the defective product to the service center listed below nearest you, together with your purchase receipt and \$5.00 for postage and handling.

California residents need only provide proof of purchase and should call 1-800-3-Conair for shipping instructions. In the absence of a purchase receipt, the warranty should be 12 months from the date of manufacture. Any Implied Warranties, OBLIGATIONS, OR LIABILITIES, INCLUDING BUT NOT LIMITED TO THE IMPLIED WARRANTY OF MERCHANTABILITY AND FITNESS FOR A PARTICULAR PURPOSE, SHALL BE LIMITED IN DURATION TO THE 12 MONTH DURATION OF THIS WRITTEN, LIMITED WARRANTY.

Some states do not allow limitations on how long an implied warranty lasts, so the above limitations may not apply to you.

IN NO EVENT SHALL CONAIR BE LIABLE FOR ANY SPECIAL, INCIDENTAL, OR CONSEQUENTIAL DAMAGES FOR BREACH OF THIS OR ANY OTHER WARRANTY, EXPRESS OR IMPLIED, WHATSOEVER. Some states do not allow the exclusion or limitation of special, incidental or consequential damages so the above limitations may not apply to you.

Conair Corporation
Service Department
150 Milford Road,
East Windsor, NJ 08520

Conair Corporation
Service Department
7475 North Glen Harbor Blvd.
Glendale, AZ 85307

Double-Sided Lighted Makeup Mirror With 5X/1X Magnification



Use and Care Guide

CONAIR[®]
THE CLASSIQUE™ COLLECTION

MODEL BE4R

Free Manuals Download Website

<http://myh66.com>

<http://usermanuals.us>

<http://www.somanuals.com>

<http://www.4manuals.cc>

<http://www.manual-lib.com>

<http://www.404manual.com>

<http://www.luxmanual.com>

<http://aubethermostatmanual.com>

Golf course search by state

<http://golfingnear.com>

Email search by domain

<http://emailbydomain.com>

Auto manuals search

<http://auto.somanuals.com>

TV manuals search

<http://tv.somanuals.com>