



**DeLonghi**

Better Everyday

2012 – 2013 COFFEE COLLECTION



Better Everyday

## 2012 – 2013 COFFEE COLLECTION

Italy is renowned for her long running love affair with coffee and a lifestyle which entirely suits its enjoyment. De'Longhi's distinguished heritage as a modernist Italian company results in a love of coffee that's destined to be shared around the world.

De'Longhi believes in constant innovation and is determined to create stylish products that help you spend less time working and more time enjoying life.

## TABLE OF CONTENTS

---

Built-In Fully Automatic Coffee Machine	3
Fully Automatic Coffee Machine Collection	7
Manual Coffee Machine Collection	31
<i>Nespresso</i> Coffee Machine Collection	39
<i>NESCAFÉ</i> ® <i>Dolce Gusto</i> ® Coffee Machine Collection	63
Coffee Care	81



## Built-In Fully Automatic Coffee Machine



## PRIMADONNA BUILT-IN

### OVERVIEW

This elegant stainless steel built-in coffee machine enables you to record your preferred ratio of milk and coffee to create your perfect cappuccino, café latté or flat white. The precise and quiet conical grinder and Instant Frothing Device system make the PrimaDonna Built-in the ultimate addition to the sophisticated, modern kitchen.

### FEATURES

- Just one finger operation to personalise your favourite coffee setting
- Choose between automatic cappuccino, café latté and flat white
- Patented IFD system (Instant Frothing Device)
- Hot water spout
- Pre-brew cycle for optimal extraction of flavours and crema
- Removable 0.8 litre capacity milk jug
- Easy to use removable water tank with 1.8 litre capacity
- Push button digital panel to personalise coffee settings
- Professional quiet grinder
- 250g coffee bean capacity
- Automatic descaling, cleaning, and rinsing programs for easy maintenance
- Removable drip tray
- Slides out for easy access to water and bean storage

### AT A GLANCE



#### BUILT-IN APPLICATION

Designed for flush installation with your kitchen cabinets, the PrimaDonna Built-In will make you feel like a true barista.



#### ACCESSORY STORAGE DRAW AVAILABLE (DRAWBIS)

This optional drawer is ideal for storing cups and saucers and is designed so the PrimaDonna Built-In perfectly matches models in the De'Longhi oven range.



EABI6600



**DeLonghi**

PRIMADONNA  
EXCLUSIVE

# Fully Automatic Coffee Machine Collection



## INTRODUCTION DE'LONGHI COFFEE COLLECTION

### OVERVIEW

The De'Longhi range of Fully Automatic Coffee Machines is designed to satisfy even the most discerning coffee lovers. With a wide range of customised features, De'Longhi is renowned for its innovative 'Just one finger' technology and attention to performance and design. De'Longhi machines have in-built grinders and infusers, which calculate the optimum quantity of ground coffee, water and pressure to ensure the perfect cup, every time.

### COMMON FEATURES



#### JUST ONE FINGER TECHNOLOGY

This ensures a barista-quality cup of coffee is only a single push of a button away, every time.



#### DURABLE STAINLESS STEEL THERMOBLOCK

De'Longhi's patented thermoblock ensures the perfect water temperature is delivered from the very first cup of coffee.



#### INSTANT FROTHING DEVICE (IFD)

IFD technology delivers rich creamy froth automatically created from the detachable milk jug which can be stored in the fridge.



#### SELF-CLEANING FUNCTION

An automatic rinsing cycle activates when the machine is switched on or off. This, combined with the pre-programmed decalcification function, ensures every cup tastes just the way you like it.


### OTHER FEATURES



#### AUTOMATIC CAPPUCCINO SYSTEM



#### QUIET GRINDER



#### REMOVABLE COMPACT BREWING UNIT



#### AUTO CLEAN FUNCTION



#### ENERGY SAVING



## PRIMADONNA EXCLUSIVE

### Chocolate Lover's Delight

Smooth, creamy and luxurious, hot chocolate is one of human history's much-loved indulgences. For many who have visited Italy during the colder months, cioccolata calda (or hot chocolate) is a favourite Italian treat.

Hot chocolate in Italy and many parts of Europe is thick, almost the consistency of pudding, and the way to enjoy it is with a small spoon, one delicious mouthful at a time.

Thick, luscious and velvety hot chocolate can easily be re-created at home with the PrimaDonna Exclusive Fully Automatic Coffee Machine.



For best results, De'Longhi recommends using Cameo's CioBar chocolate flavoured drink mix. Made with premium cocoa to create a rich and indulgent drinking experience, each pack contains five sachets (25g each) and is packaged to ensure ultimate freshness.



## PRIMADONNA EXCLUSIVE

### OVERVIEW

Experience the joy of having your own café at home. Espresso, cappuccino, café latté, frothed hot milk, hot chocolate, tea and infusions are all the possible creations with the PrimaDonna Exclusive. Equipped with De'Longhi's patented Instant Frothing Device (IFD), with the addition of thermal technology to keep the milk at an ideal temperature for longer, silky smooth and thick froth can be easily be achieved for your favourite hot milk drink.

### FEATURES

- Easy-to-use colour display screen with multiple profile settings
- Just one finger operation to personalise your favourite coffee, milk and chocolate setting
- Dedicated jug for hot chocolate
- Thermal milk jug (Instant Frothing Device)
- Hot water/steam spout for manual frothing
- Removable water tank with 1.4 litre capacity
- Integrated precision coffee grinder with 13 adjustable grind settings
- 250g coffee bean capacity
- Descaling, cleaning and rinsing automatic programs for easy maintenance
- Removable drip tray with water level indicator
- Energy saving function

### AT A GLANCE



#### CHOCOLATE FUNCTION

Add milk and powdered chocolate of your choice to the dedicated carafe and tailor to your preferred consistency for deliciously authentic Italian hot chocolate.



#### THERMAL MILK JUG

The new insulated carafe keeps milk at the ideal temperature, outside the fridge, for up to three hours. After use, it can be stored in the fridge.



ESAM6900M



# PRIMADONNA

## OVERVIEW

The PrimaDonna fully automatic coffee machine offers the convenience of barista style coffee in the comfort of your home. With De'Longhi's innovative Instant Frothing Device, it takes just one touch of a button to make then personalise your coffee settings so you get a perfect cappuccino, café latté or flat white every time.

## FEATURES

- Just one finger operation to personalise your favourite coffee setting
- Choose between automatic cappuccino, café latté and flat white
- Patented IFD system (Instant Frothing Device)
- Hot water spout
- Pre-brew cycle for optimal extraction of flavours and crema
- Removable 0.8 litre capacity milk jug
- Easy to use removable water tank with 1.8 litre capacity
- Push button panel to personalise coffee settings
- High performance precision quiet grinder with 13 grind settings
- 250g coffee bean capacity
- Descaling, cleaning and rinsing automatic programs for easy maintenance

## AT A GLANCE



### PATENTED AUTOMATIC CAPPUCCINO FUNCTION

It's as easy as placing your cup under the nozzle and pressing a button.



### MEMORY FUNCTION

The PrimaDonna remembers your favourite milk and coffee settings for cappuccino, café latté or flat white. You can also adjust the temperature, amount of ground coffee and the quantity of water used.



ESAM6600

## PRIMADONNA S DELUXE

### OVERVIEW

Delivering an exact blend of milk and espresso to create the perfect cappuccino, café latté or flat white, this machine provides you with the ultimate Italian barista experience. With its compact space-saving design and step-by-step digital display, coffee is 'Just one finger' away or you can choose to explore your coffee art skills with manual frothing.

### FEATURES

- Just one finger operation to personalise your favourite coffee setting
- Choose between automatic cappuccino, café latté, flat white and frothed milk
- Patented IFD system (Instant Frothing Device)
- Hot water/steam spout for manual frothing
- Removable 0.6 litre capacity milk jug
- Easy to use removable water tank with 2 litre capacity
- User-friendly digital panel to personalise coffee settings
- High performance precision quiet grinder with 13 grind settings
- 250g coffee bean capacity
- Descaling, cleaning and rinsing automatic programs for easy maintenance
- Removable drip tray

### AT A GLANCE



#### USER-FRIENDLY DIGITAL INTERFACE

Easy to use control panel allows you to personalise your favourite coffee settings at the touch of a button.



#### MANUAL FROTHING CAPABILITY

Cappuccino frother gives you the added option to froth your milk manually for ultimate versatility and control.



ECAM26455M

## PERFECTA GRAPHIC TOUCH

### OVERVIEW

The Perfecta Graphic Touch embodies essential fully automatic coffee machine style and has the added simplicity of a graphic touch screen display. The machine's patented automatic cappuccino system makes the perfect cup of coffee plus you can personalise your coffee making preferences.

### FEATURES

- Just one finger operation to personalise your favourite coffee setting
- Choose between automatic cappuccino, café latté and flat white
- Patented IFD system (Instant Frothing Device)
- Pre-brew cycle for optimal extraction of flavours and crema
- Removable 0.8 litre capacity milk jug
- Easy to use removable water tank with 1.7 litre capacity
- Simple to use graphic touch screen
- Precision quiet grinder with 13 settings
- 250g coffee bean capacity
- Descaling, cleaning and rinsing automatic programs for easy maintenance
- Removable drip tray

### AT A GLANCE



#### PATENTED "AUTOMATIC CAPPUCCINO" FUNCTION

It's as easy as placing your cup under the nozzle and pressing a button.



#### GRAPHIC TOUCH DISPLAY

As its name suggests, the Perfecta Graphic Touch makes coffee-making simple and intuitive.



ESAM5600

## SILVER COMPACT

### OVERVIEW

The stylish Silver Compact features a unique space-saving design. The re-configured brewing unit improves efficiency while the water filter ensures better-tasting coffee and lasting performance. The Silver Compact is everything you've come to expect from a De'Longhi coffee machine but in a compact size.

### FEATURES

- Just one finger operation to personalise your favourite coffee setting
- Patented IFD system (Instant Frothing Device)
- Pre-brew cycle for optimal extraction of flavours and crema
- Removable 0.6 litre capacity milk jug
- Easy to use removable water tank with 1.8 litre capacity
- Two-line digital display with icons
- Precision quiet grinder with 13 settings
- 150g coffee bean capacity
- Descaling, cleaning and rinsing automatic programs for easy maintenance
- Removable drip tray

### AT A GLANCE



#### COMPACT FOOTPRINT

As its name suggests, the Silver Compact's unique space-saving design and integrated cappuccino system redefines the compact, fully automated coffee machine.



#### INSTANT FROTHING DEVICE

The Silver Compact features a patented IFD system that automatically froths milk for any beverage.



ECAM23450S

## PIANO BLACK COMPACT

### OVERVIEW

The Piano Black Compact combines a compact, stylish design and integrated cappuccino system to deliver exceptional performance. The water filter ensures great tasting coffee and the push button controls and user-friendly display enables full customisation for a perfect cappuccino, flat white or café latté.

### FEATURES

- In built swivel steam wand for manual frothing
- Pre-brew cycle for optimal extraction of flavours and crema
- Easy to use removable water tank with 1.8 litre capacity
- Control panel with icons
- Precision quiet grinder with 13 settings
- 150g coffee bean capacity
- Descaling, cleaning and rinsing automatic programs for easy maintenance
- Removable drip tray

### AT A GLANCE



#### COMPACT FOOTPRINT

As its name suggests, the Piano Black Compact's unique space-saving design and integrated cappuccino system redefines the compact, fully automated coffee machine.



#### MANUAL FROTHING FUNCTION

The Piano Black Compact features an in-built swivel steam wand that allows you to manually froth milk as you prefer it.



ECAM23210B

## MAGNIFICA

### OVERVIEW

The Magnifica is a beautifully designed machine for those who really enjoy their coffee. It features 'Compact, Reliable and Fresh' technology by incorporating a tubeless system to guarantee the perfect cup of coffee at the ideal temperature. What's more, the integrated cappuccino system makes a rich and creamy froth to consistently produce barista quality results for the coffee enthusiast.

### FEATURES

- In built swivel steam wand for manual frothing
- Pre-brew cycle for optimal extraction of flavours and crema
- Easy to use removable water tank with 1.8 litre capacity
- Push button panel to personalise coffee settings
- High performance precision quiet grinder with 13 grind settings
- 200g coffee bean capacity
- Descaling, cleaning and rinsing automatic programs for easy maintenance
- Removable drip tray

### AT A GLANCE



#### 'COMPACT, RELIABLE AND FRESH' TECHNOLOGY

De'Longhi's advanced 'Compact, Reliable and Fresh' tubeless system guarantees great tasting coffee – at the ideal temperature – with a perfect aroma.



#### INSTANT REHEAT

This special function heats the core of the machine, ensuring it's always at the ideal temperature for espresso, no matter how long it's been between cups.



ESAM03110S

## MAGNIFICA S

### OVERVIEW

Magnifica S is a concentrate of technical perfection and style. Featuring an in-built stainless steel steam wand for milk frothing to make cappuccinos and café lattés, coffee strength can easily be adjusted by turning the large dial on the front. Magnifica S also guarantees the best coffee aroma with its coffee bean container and aroma saving cap, to ensure your coffee beans always stay afresh.

### FEATURES

- Push button panel to personalise coffee settings
- In-built swivel, stainless steel steam wand for manual frothing
- Pre-brew cycle for optimal extraction of flavours and crema
- Removable water tank with 1.8 litre capacity
- Integrated precision coffee grinder with 13 adjustable grind settings
- 250g coffee bean capacity
- Descaling, cleaning and rinsing automatic programs for easy maintenance
- Removable drip tray with water level indicator
- Energy saving function

### AT A GLANCE



#### COMPACT FOOTPRINT

The unique space-saving design of the Magnifica S and integrated automatic cappuccino system redefines the compact, fully automated coffee machine.



#### USER-FRIENDLY CONTROL PANEL

Prepare your favourite coffee with the single touch of a button. The simple rotation of the knob lets you increase or decrease the coffee aroma intensity.



ECAM22110SB

## FULLY AUTOMATIC RANGE SPECIFICATIONS



MODEL NO.	EABI6600	ESAM6900M	ESAM6600
Model name	PrimaDonna Built-In	PrimaDonna Exclusive	PrimaDonna
Dimensions – WxHxD (mm)	595x455x500	285x420x405	285x380x420
Weight (kg)	33	13.8	12.5
Warranty	2 years	2 years	2 years
TECHNICAL DATA			
Input power (W)	1350	1350	1350
Rated voltage/Frequency	220/240~50/60	220/240-50/60	220/240~50/60
Pump pressure bar	15	15	15
Water tank capacity (L)	1.8	1.4	1.8
Beans container capacity (g)	250	250	250
Display	Digital 4 line with icons	Colour with touch screen	4 line
GENERAL FEATURES			
Instant frothing device	• (ESAM6600JUG)	•	• (ESAM6600JUG)
Manual frothing	-	•	-
Quiet grinder	•	•	•
Ground coffee compatible	•	•	•
Aroma saving cap	•	•	•
Removable water reservoir	•	•	•
Water filter	-	•	-
Programmable water hardness	•	•	•
Cup warming tray	-	•	•
Cup holder	-	-	-
Cup illumination	-	-	-
Cappuccino system cleaning indicator	-	•	•
Removable drip tray with level indicator	•	•	•
Removable brewing unit	•	•	•
Descaling, cleaning and rinsing program	•	•	•
Energy saving function	-	•	-
Power supply switch	•	•	•
Programmable switch on and switch off	•	•	•

ECAM26455M	ESAM5600	ECAM23450S	ECAM23210B	ESAM03110S	ECAM22110SB
PrimaDonna S Deluxe	Perfecta Graphic Touch	Compact	Compact	Magnifica	Magnifica S
238x350x445	284x380x440	238x340x430	238x340x430	280x364x400	238x351x430
11.8	11.5	9	9	10	9
2 years	2 years	2 years	2 years	2 years	2 years
TECHNICAL DATA					
1450	1450	1450	1450	1450	1450
220/240~50/60	220/240~50/60	220/240~50/60	220/240~50/60	220/240~50/60	220/240~50/60
15	15	15	15	15	15
2	1.7	1.8	1.8	1.8	1.8
250	250	150	150	200	250g
Digital 2 text lines	Graphic touch screen	Digital 2 line with icons	Control panel	Manual	2 line display with icons
GENERAL FEATURES					
• (ECAMJUG)	• (ESAM5500JUG)	• (ECAMJUG)	-	-	-
•	-	-	•	•	•
•	•	•	•	•	•
•	•	•	•	•	•
•	•	•	•	•	•
•	•	•	•	•	•
•	-	•	•	-	•
•	•	•	•	•	•
•	•	-	-	-	-
-	-	•	•	•	•
•	-	•	•	-	-
•	•	•	-	-	•
•	•	•	•	•	•
•	•	•	•	•	•
•	•	•	•	•	•
•	•	•	•	•	•
•	•	•	•	•	•





# Manual Coffee Machine Collection



## PUMP ESPRESSO CAPPUCCINO

### OVERVIEW

This traditional pump coffee machine is designed for the home barista who seeks the best in technological performance without losing the traditional approach. Be free to choose between ground coffee and 'Easy Serving Espresso' pods, as well as have the option to explore your coffee art skills with manual frothing or have frothed milk delivered automatically in your cup using the Instant Frothing Device (IFD).

### FEATURES

- Push button panel with illuminated flow stop buttons
- Choose between automatic espresso, cappuccino, café latté, hot milk and hot water for tea
- Professional filter holder for ground coffee and 'Easy Serving Espresso' pods
- Patented IFD system (Instant Frothing Device)
- Stainless steel steam wand for manual frothing
- Removable water tank with 1 litre capacity
- Removable drip tray with water level indicator
- Self-priming system ensures the coffee machine is always ready for use
- Energy saving function
- 15 bar pump pressure

### AT A GLANCE



#### PATENTED AUTOMATIC CAPPUCCINO SYSTEM

De'Longhi's patented Automatic Cappuccino system allows you, with the single touch of a button, to transform fresh milk in the IFD, into a thick and smooth froth for a perfect cappuccino, café latté or flat white.



#### PROFESSIONAL FILTER HOLDER

Make excellent espresso or a smooth cappuccino with the same motions typical of a barista, using the 500 gram professional brass filter holder. Designed to be used both with ground coffee or 'Easy Serving Espresso' pods.



EC860MPACK

# ICONA

## OVERVIEW

Aroma, flavour and beauty transpire from the advanced technology and flawless design of this stylish range. Easy to use and suitable for use with both ground coffee and 'Easy Serving Espresso' pods, the De'Longhi Icona manual coffee machine guarantees excellent results and perfectly encompasses the Italian passion for coffee.

## FEATURES

- Unique high gloss finish with chromed details
- 'Cappuccino system' mixes steam, air and milk to produce a rich, creamy froth
- Use ground coffee (1 or 2 cups) or 'Easy Serving Espresso' pods
- Easy to use removable water tank with 1.4 litre capacity
- Self-priming system means machine is always ready for use
- Single buttons with indicator lights for On/Off mode, and for selection of espresso and cappuccino
- Adjustable steam emission
- Cup warming plate
- Removable drip tray

## ACCESSORIES INCLUDED

- Coffee tamper

## AT A GLANCE



### STEAM WAND

'Cappuccino system' optimises air intake to produce a rich and creamy froth for all types of coffees.



### 2-IN-1 FILTER HOLDER

Suitable for ground coffee (1 or 2 cups) and 'Easy Serving Espresso' pods.



ECO310R RUBY RED



ECO310B AZURE BLUE



ECO310BK ONYX BLACK



ECO310W PEARL WHITE

**MANUAL COFFEE MACHINE COLLECTION**  
RANGE SPECIFICATIONS



MODEL NO.	EC860MPACK
Model name	Pump Espresso Cappuccino
Dimensions – WxHxD (mm)	268x305x310
Weight (kg)	6.8
Colour	<b>Stainless steel - EC860MPACK</b>
Warranty	2 years
<b>TECHNICAL DATA</b>	
Input power (W)	1450
Pump pressure bar	15
Water tank capacity (L)	1
<b>GENERAL FEATURES</b>	
IFD automatic cappuccino system	•
Cappuccino system	-
Manual frothing	•
Hot water function	•
Coffee grinder included	•
Filter holder	•
Coffee filters for 1 or 2 cups	•
Coffee filter for ESE pod	•
Adjustable steam emission	•
Removable water tank	•
Removable drip tray with level indicator	•
Cup warming plate	•
Energy saving mode	•
Stand-by function	•
On/Off switch	•



MODEL NO.	ECO310R*
Model name	Icona
Dimensions – WxHxD (mm)	255x315x280
Weight (kg)	3.9
Colour	<b>Ruby red - ECO310R</b> <b>Azure blue - ECO310B</b> <b>Onyx black - ECO310BK</b> <b>Pearl white - ECO310W</b>
Warranty	2 years
<b>TECHNICAL DATA</b>	
Input power (W)	1100
Pump pressure bar	15
Water tank capacity (L)	1.4
<b>GENERAL FEATURES</b>	
IFD automatic cappuccino system	-
Cappuccino system	•
Manual frothing	•
Hot water function	•
Coffee grinder included	-
Filter holder	•
Coffee filters for 1 or 2 cups	•
Coffee filter for ESE pod	•
Adjustable steam emission	•
Removable water tank	•
Removable drip tray with level indicator	•
Cup warming plate	•
Energy saving mode	-
Stand-by function	-
On/Off switch	•

\*Available in other colours.



*Nespresso*  
Coffee Machine Collection



## INTRODUCTION DE'LONGHI NESPRESSO COFFEE COLLECTION

### OVERVIEW

More than 25 years ago, *Nespresso* developed and patented an exclusive system for perfectly mastering the preparation process of the espresso, from the selection of the rarest coffee beans right through to the exquisite moment of tasting. *Nespresso* machines are designed to reveal flavour and aroma. The latest technology with great ease-of-use, and design has been acknowledged by numerous international awards.

### COMMON FEATURES



#### REVOLUTIONARY CAPSULE SYSTEM

This is a unique extraction system which involves a three phase process. The first involves inserting the capsules into the front compartment. This is then followed by the automatic perforation of the capsule by three blades within the compartment. The final phase involves high pressure extraction producing an exquisite cup of coffee with a rich crema.



#### AAA SUSTAINABILITY

In 2003 *Nespresso* set out to create the first AAA grade coffees in the world by incorporating an additional A for sustainability to the AA for quality. AAA Sustainable Quality™ encapsulates *Nespresso*'s quest to ensure their coffees are produced to the highest standards of quality balancing the creation of social and economic value for farmers and their communities, as well as contributing to the preservation of the environment.

### OTHER FEATURES



AEROCCINO3



AEROCCINO+




GRANDS CRUS



UNIQUE EXTRACTION SYSTEM



REMOVABLE MILK JUG



ENERGY SAVING

## LATTISSIMA PREMIUM

### OVERVIEW

The De'Longhi Nespresso Premium Lattissima is the top-of-the-range capsule machine. With full stainless steel finish and intuitive interface this premium quality machine combines functionality with style. You can prepare all the "gourmet creations" you want to and discover an absolutely perfect, fresh milk froth.

### FEATURES

- Stainless steel full metal finish
- Removable 0.5 litre capacity milk jug
- Easy to use removable water tank with 1.2 litre capacity
- Automatic milk container rinsing function
- One touch milk function
- Electronic alert for capsule container full and empty water tank
- Automatic volume control
- Automatic cappuccino preparation
- Auto programmable power off
- Storage for 6 espresso cups
- Cup warming plate
- Container for 12 used capsules
- Removable drip tray
- Made in Switzerland

### ACCESSORIES INCLUDED

- Sample pack of 16 capsules

### AT A GLANCE



#### UNIQUE EXTRACTION SYSTEM

Nespresso's unique extraction system produces a dense, rich crema.



#### PATENTED CAPPUCCINO AND LONG MACCHIATO SYSTEM

Obtains delicious cappuccino, long black, macchiato, espresso and hot milk settings.



EN720M ALUMINIUM

## GRAN MAESTRIA

### OVERVIEW

The De'Longhi *Nespresso* Gran Maestria coffee machine enables users to create the perfect cup of coffee at home. Coffee-lovers can adjust the volume of coffee poured to complement their choice of Grands Crus and create high-quality iced coffees, café lattés and cappuccinos as you would find in the finest cafés with the integrated Aeroccino4 milk frother.

### FEATURES

- Full aluminium body
- Integrated stainless steel Aeroccino4 milk frother
- Adjustable volume control dials: one for espresso and one for long black
- Automatic cup warmer
- Pivoting cup support for short or tall cups
- Easy insertion of capsules
- Container for 10 – 14 used capsules
- Removable 1.4 litre water tank
- Fast heat-up time: 25 seconds
- Descaling alarm
- Programmable automatic shut off
- Made in Switzerland

### ACCESSORIES INCLUDED

- Sample pack of 16 capsules

### AT A GLANCE



#### BUILT-IN AEROCINO4

Integrated stainless steel Aeroccino4 milk frother lets you create all types of milk-based coffees easily.



#### ADJUSTABLE COFFEE VOLUME DIALS

Ability to fine tune the volume of coffee to suit personal taste.



EN470SAE PLATINUM



## MAESTRIA

### OVERVIEW

The De'Longhi *Nespresso* Maestria, with its retro-feel, is a 'hands-on' coffee machine that allows users to prepare milk-based coffees with expert tools. A steam wand on the side uses optimised air intake technology to prepare light, frothy milk with a creamy texture. For the first time, you can master the art of milk froth to perfection on a *Nespresso* coffee machine, just like a true Barista.

### FEATURES

- Full aluminium body
- Professional quality, stainless steel steam arm for manual frothing
- Adjustable volume control dials: one for espresso and one for long black
- Pivoting cup support for short or tall cups
- Easy insertion of capsules
- Container for 10 – 14 used capsules
- Removable 1.4 litre water tank
- Fast heat-up time: 25 seconds
- Descaling alarm
- Programmable automatic shut off
- Made in Switzerland

### ACCESSORIES INCLUDED

- Sample pack of 16 capsules

### AT A GLANCE



#### MANUAL FROTHING CAPABILITY

The professional quality stainless steel steam and allows you to prepare light, frothy milk with a creamy texture.



#### ADJUSTABLE COFFEE VOLUME DIALS

Ability to fine tune the volume of coffee to suit personal taste.



EN450CW CREMA

## LATTISSIMA+

### OVERVIEW

Elegant, with compact technology the Lattissima+ produces a perfect espresso, time after time. Nespresso's unique extraction system, gives the coffee body and creates an exceptionally rich and smooth crema. Four coffee settings allow espresso, long black, cappuccino and café latté macchiato all to be made at the touch of a button.

### FEATURES

- Removable 0.35 litre capacity milk jug
- Easy to use removable water tank with 0.9 litre capacity
- Automatic milk container rinsing function
- Automatic volume control
- Automatic cappuccino preparation
- Programmable power off
- Container for 11 used capsules
- Removable drip tray
- Made in Switzerland

### ACCESSORIES INCLUDED

- Sample pack of 16 capsules

### AT A GLANCE



#### NESPRESSO CAPSULE SYSTEM

Fitted with a 19 bar pressure pump, Nespresso's unique extraction system delivers the perfect espresso, every time.



#### ENERGY SAVING

Power saving with an automatic shut off function after 9 minutes from the last coffee. Can be changed to turn off after 30 minutes or 8 hours.



EN520S ICE SILVER



EN520R PASSION RED



EN520BL MIDNIGHT BLUE



EN520W SILKY WHITE

## CITIZ&MILK

### OVERVIEW

The De'Longhi Nespresso Citiz&Milk is as much a statement of style as it is functionality. A simple one touch operation and manual cappuccino function make this machine the ultimate convenience. The built-in Aeroccino provides barista quality froth for that creamy cappuccino.

### FEATURES

- Integrated Aeroccino milk frother
- Easy to use removable water tank with 1 litre capacity
- Automatic volume control
- Manual cappuccino preparation
- Energy saving mode
- Aeroccino is capable of making hot or cold milk froth
- Container for 10 used capsules
- Removable drip tray
- Made in Switzerland

### ACCESSORIES INCLUDED

- Sample pack of 16 capsules

### AT A GLANCE



#### HIGH GLOSS FINISH

This high gloss finish will suit any environment looking stylish and modern.



#### BUILT-IN AEROCCHINO

An integrated Aeroccino milk frother lets you create all types of coffee recipes.



International Design Award 2010  
Red Dot Design Award: Product Design 2009



EN266BAE LIMOUSINE BLACK



EN266CWAE CREAMY WHITE

## PIXIE

### OVERVIEW

A smart compact machine, which has several innovative and practical features; is energy saving and – best of all – does it all without taking up a lot of space. This coffee machine is small but impressive.

### FEATURES

- Easy to use removable water tank with 0.7 litre capacity
- Heats up in only 25-30 seconds
- Automatic water level detection
- Automatic volume control
- Programmable coffee quantity
- Auto power-off after 9 minutes
- Energy saving mode
- Capsule container holds up to 9-11 used capsules
- Removable drip tray
- Made in Switzerland

### ACCESSORIES INCLUDED

- Sample pack of 16 capsules

### AT A GLANCE



#### COMPACT DESIGN

The most compact Nespresso model, being only 11cm wide.



#### AEROCCINO 3

An ultra-simple and fast automatic system for preparation of light and creamy, hot or cold milk froth.

Red Dot Design Award:  
Product Design 2011



EN125SAE ELECTRIC SILVER



EN125RAE CARMINE



# CITIZ

## OVERVIEW

The De'Longhi Nespresso CitiZ is for those that are looking for great coffee in a small size. With its elegant features and intuitive interface, it is a great coffee machine that delivers perfect espresso supported by Nespresso's diverse range of capsules.

## FEATURES

- Easy to use removable water tank with 1 litre capacity
- Automatic volume control
- Energy saving mode
- Container for 10 used capsules
- Removable drip tray
- Made in Switzerland

## ACCESSORIES INCLUDED

- Sample pack of 16 capsules

## AT A GLANCE



### REVOLUTIONARY CAPSULE SYSTEM

Revolutionary Nespresso capsule system, the container holds up to 10 used capsules.



### REMOVABLE 1 LITRE WATER TANK

Removable water tank, convenient for filling and storing.



EN165B LIMOUSINE BLACK



EN165CW CREAMY WHITE

# ESSENZA

Red Dot Design Award:  
Best of the Best 2005

## OVERVIEW

Essenza intelligently combines a compact design and rare simplicity of use, with a range of materials and colours to make each tasting a real work of art.

## FEATURES

- Easy to use removable water tank with 0.9 litre capacity
- Automatic volume control
- Energy saving mode
- Capsule container holds up to 14 used capsules
- Removable drip tray

## ACCESSORIES INCLUDED

- Sample pack of 16 capsules

## AT A GLANCE



### MATTE FINISH

A matte finish ensures a clean look with minimal cleaning effort on the surface.



### AEROCCINO+

Simply add milk to this custom machine and you are ready to make the best tasting milk froth.



EN95SPLUS SILVER

# U

## OVERVIEW

U embodies a new generation of Nespresso machines. With its pure and elegant lines, flexible design and its sensorial interface, U is the new accomplice of your daily life. Discover U, a new intelligent machine's range that fits all your desires.

## FEATURES

- Compact and modular design
- 3 pre-programmed coffee options: Ristretto (25mL), Espresso (40mL) and Lungo (110mL)
- Movable water tank with 0.8 litre capacity
- Removable magnetic cup support and drip tray: 120mL capacity
- Fast heat up time: 25 – 30 seconds
- Automatic power off after 9 minutes of inactivity (can be programmed to 30 minutes)
- Container for 12 used capsules
- Aeroccino3 milk frother included

## ACCESSORIES INCLUDED


- Sample pack of 16 capsules

## AT A GLANCE



### COMPACT AND MODULAR DESIGN

Water tank rotates 180° around the machine to fit easily into corners and tight spaces. Magnetised moveable cup support to accommodate mugs and tall glasses.



### NEW SENSORIAL INTERFACE

Three pre-programmed buttons that allow you to choose your desired coffee cup size: Ristretto (25mL), Espresso (40mL) or Lungo (110mL).



EN110BAE PURE BLACK



EN110OAE PURE ORANGE

**DE'LONGHI NESPRESSO**  
RANGE SPECIFICATIONS



MODEL NO.	EN720M	EN470SAE	EN450CW	EN520S*
Model name	Lattissima Premium	Gran Maestria	Maestria	Lattissima+
Dimensions – WxHxD (mm)	220x258x342	320x300x380	170x300x390	167x253x319
Weight (kg)	7.3	7	5.3	4.5
Colour	Aluminium - EN720M	Platinum - EN470SAE	Crema - EN450CW	Silver – EN520S Red – EN520R Blue – EN520BL White – EN520W
Warranty	2 years	2 years	2 years	2 years
<b>TECHNICAL DATA</b>				
Input power (W)	1300	2300	2300	1300
Rated voltage/Frequency	220/240~50/60	220/240~50/60	220/240~50/60	220/240~50/60
Pump pressure bar	19	19	19	19
Thermoblock	Twin	Single	Single	Twin
Water tank capacity (L)	1.2	1.4	1.4	0.9
Removable milk container (L)	0.5	0.24	-	0.35
Quantity for used capsules	12	10-14	10-14	9-11
<b>GENERAL FEATURES</b>				
Nespresso capsule system	•	•	•	•
Instant frothing device	• (LATTPREMJUG)	-	-	• (LATTPLUSJUG)
Milk clean function	•	-	-	•
Aeroccino4	-	•	-	-
Aeroccino3	-	-	-	-
Aeroccino+	-	-	-	-
Automatic and programmable coffee quantity	•	•	•	•
Removable water reservoir	•	•	•	•
Energy saving function	•	•	•	•
Eco timer	•	•	•	-
Cup warmer	•	•	-	-
Adjustable drip tray	•	•	•	•
Espresso/Long	•	•	•	•
Backlit buttons	•	•	•	•

\*Available in other colours.



EN266BAE*	EN125SAE*	EN165B*	EN95SPLUS	EN110BAE*
CitiZ&Milk	Pixie	CitiZ	Essenza	U
237x277x372	111x235x326	130x278x372	166x252x291	115x251x369
4.6	2.8	3.4	2.9	2.9
Limousine Black – EN266BAE Creamy White – EN266CWAE	Electric Silver – EN125SAE Carmin – EN125RAE	Limousine Black – EN165B Creamy White – EN165CW	Silver – EN95SPLUS	Pure Black – EN110BAE Pure Orange – EN110OAE
2 years	2 years	2 years	2 years	2 years
<b>TECHNICAL DATA</b>				
1870	1260	1260	1260	1260
220/240~50/60	220/240~50/60	220/240~50/60	220/240~50/60	220/240~50/60
19	19	19	19	19
Single	Single	Single	Single	Single
0.8	0.7	1	1	0.8
0.24	0.24	-	0.25	0.24
10	9-11	10	14	12
<b>GENERAL FEATURES</b>				
•	•	•	•	•
-	-	-	-	-
-	-	-	-	-
-	-	-	-	-
•	•	-	-	•
•	-	-	•	-
•	•	•	•	•
•	•	•	-	•
•	•	•	-	•
-	•	-	-	-
-	-	-	-	-
•	•	•	-	•
•	•	•	•	•
•	•	-	-	•

\*Available in other colours.





# NESCAFÉ® Dolce Gusto® Coffee Machine Collection



# INTRODUCTION DE'LONGHI NESCAFÉ® DOLCE GUSTO® COFFEE COLLECTION

## OVERVIEW


NESCAFÉ® Dolce Gusto® combines the expertise and history of NESCAFÉ® coffee making with the hallmarks of De'Longhi precision, engineering and technical perfection. Redefining your coffee experience, coffee enthusiasts can have the luxury and ease of brewing cafe-quality drinks from the conveniences of home.

## COMMON FEATURES




### QUALITY CAPSULES

True to the NESCAFÉ® tradition, only 100% Arabica beans are selected. The beans are of high quality and yield an intense and fragrant flavour. The airtight capsules optimise the extraction pressure for each flavour variety, delivering the best quality and no-hassle beverage.



### 15 BAR PRESSURE

Fifteen bars of pressure refers to the barometric pressure that builds up inside every capsule. The high pressure and capsule technology ensures an even distribution of water and pressure is delivered through the coffee to maximise the flavour extraction and produce a crema.



### THERMOBLOCK TECHNOLOGY

The exclusive Thermoblock technology heats the water fresh every time, in less than a minute. No preheating required. Perfect water temperature is guaranteed from the very first cup.



### HOT/COLD SELECTION LEVER

The NESCAFÉ® Dolce Gusto® system allows you to customise your favourite hot or cold beverage using the hot or cold water selector.

## OTHER FEATURES



### FLOW STOP FUNCTION

Customise your coffee strength with the automated flow stop feature. Scroll the selection wheel (from one to seven) to the desired water volume, press the button, and your milk or coffee is dispensed.



MAGNETIC CAPSULE HOLDER



REMOVABLE WATER TANK



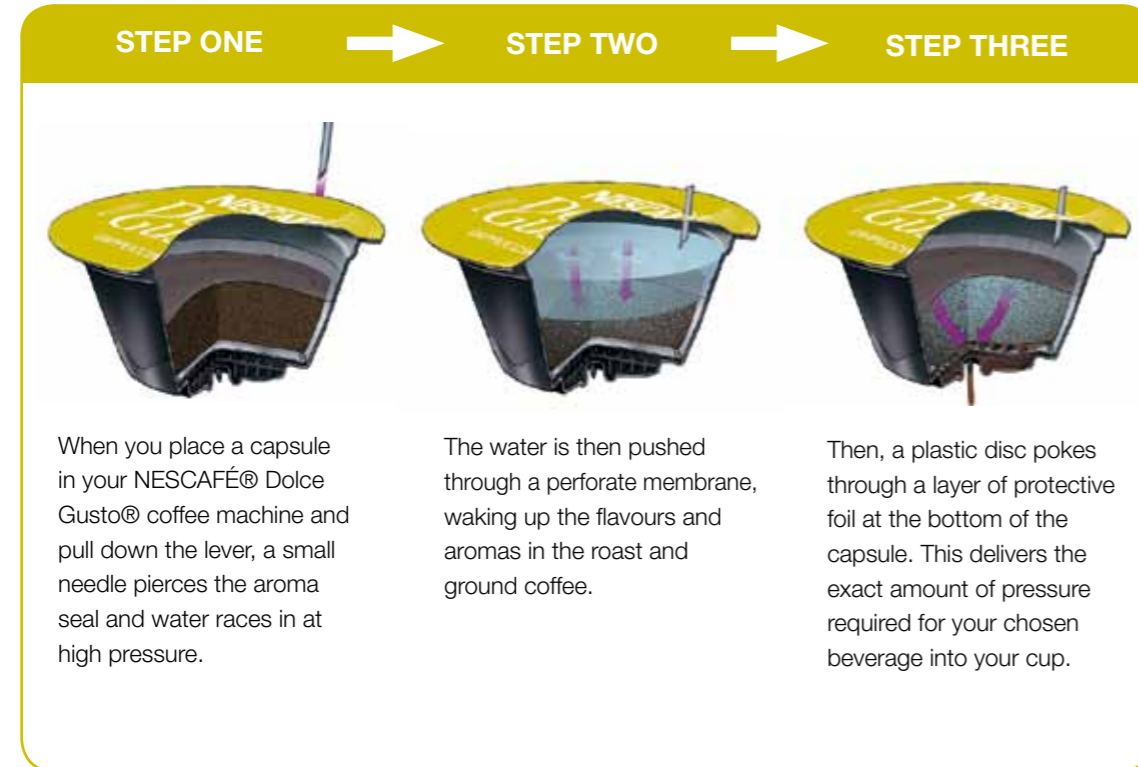
ADJUSTABLE DRIP TRAY



STYLISH AND SLEEK DESIGN

# INTRODUCTION DE'LONGHI NESCAFÉ® CAPSULE TECHNOLOGY

## HOW IT WORKS



Limited range available in store.  
Full range available online at [www.dolce-gusto.com.au](http://www.dolce-gusto.com.au)

## CAPSULE VARIETIES

- - one capsule drink
- - two capsule drink

Available online and in store

### CAPPUCCINO ●○

A shot of rich espresso topped with deliciously sweet frothy milk. Named after the Franciscan Minor friars, 'cappuccini' refers to their tradition of wearing hooded robes. The foam on a cappuccino retains the heat of the coffee below – just like a hood.



### CAFFÉ AMERICANO ●

A morning cup of coffee with a smooth and deep flavour, this medium roast blend is sure to satisfy. Milder than a Lungo thanks to its light roast and its carefully selected roast and ground beans, Americano is enjoyed best in a large mug. With or without milk.



### ESPRESSO RISTRETTO ●

A little shot of coffee heaven: shorter than an espresso, full bodied with a velvety crema layer. Also known as 'corto' (short), Ristretto is a very short espresso shot – it's our cheekiest coffee yet! With less water passed through the coffee, Ristrettos are bold, full-flavoured and the perfect 'pick-me-up' - morning, noon or night.



### HOT CHOCOLATE ●○

A rich, velvety hot chocolate made from flavoursome cocoa beans. A devilishly smooth hot chocolate with the full flavour of specially selected cocoa beans and rounded off with delicate layer of frothy milk. If you're passionate about deliciously good chocolate, hot chocolate is the ultimate indulgence.



## CIRCOLO™ AUTOMATIC

### OVERVIEW

Winner of the 2010 International Forum Design's Product Design Award for its unique futuristic style, the NESCAFÉ® Dolce Gusto® Circolo™ Automatic not only looks sophisticated on the kitchen bench, but delivers great tasting coffee every time.

### FEATURES

- Wheel interface to set the coffee length
- Prepares hot and cold beverages
- Easy introduction of capsules with stop safety device
- Custom control lever to personalise your coffee strength and mixture (for multi-capsule drinks)
- Flow stop function
- Blue LED cup illumination
- Easy to use removable water tank with 1.3 litre capacity
- Magnetic capsule holder
- External container for used capsules
- Adjustable drip tray
- Energy saving automatic stand-by mode after 20 minutes of no use

### ACCESSORIES INCLUDED

- Sample pack of 12 capsules

### AT A GLANCE



#### DOLCE GUSTO® CAPSULE SYSTEM

Fitted with a 15 bar pressure pump, Dolce Gusto®'s extraction system ensures the perfect hot or cold drink is delivered every time.



#### FLOW STOP FUNCTION

Personalise your hot/cold beverage to taste using the wheel interface (7 levels) or follow the recommended dosage on the capsule.



EDG605R RED

## CIRCOLO™ MANUAL

### OVERVIEW

When it comes to café quality in the comfort of your own home, NESCAFÉ® Dolce Gusto® Circolo™ Manual is a bit of a wizard. With its stylish design and maximum 15-bar pressure, it's so easy to use you'll be enjoying café-style drinks in a matter of seconds.

### FEATURES

- Prepares hot and cold beverages
- Easy introduction of capsules with stop safety device
- Custom control lever to personalise your coffee strength and mixture (for multi-capsule drinks)
- Blue LED cup illumination
- Easy to use removable water tank with 1.3 litre capacity
- Magnetic capsule holder
- External container for used capsules
- Adjustable drip tray
- Energy saving automatic stand-by mode after 20 minutes of no use

### ACCESSORIES INCLUDED

- Sample pack of 12 capsules

### AT A GLANCE



#### DOLCE GUSTO® CAPSULE SYSTEM

Fitted with a 15 bar pressure pump, Dolce Gusto®'s extraction system ensures the perfect hot or cold drink is delivered every time.



#### BUILT-IN LED

Illuminates your cup of coffee with a blue LED light.



EDG600WH WHITE

## MELODY™ 3 AUTOMATIC

### OVERVIEW

Bring playful style and great coffee home with the NESCAFÉ® Dolce Gusto® Melody™ 3 Automatic. Its unique patented custom control lever puts you in control to customise the length of pour of your beverage and allows you to alternate between hot and cold beverages.

### FEATURES

- Prepares hot and cold beverages
- Easy introduction of capsules with stop safety device
- Custom control lever to personalise your coffee strength and mixture (for multi-capsule drinks)
- Flow stop function
- Easy to use removable water tank with 1.3 litre capacity
- Magnetic capsule holder
- Removable container for used capsules
- Adjustable drip tray
- Energy saving automatic stand-by mode after 20 minutes of no use

### ACCESSORIES INCLUDED

- Sample pack of 6 capsules

### AT A GLANCE



#### **DOLCE GUSTO® CAPSULE SYSTEM:**

Fitted with a 15 bar pressure pump, Dolce Gusto®'s extraction system ensures the perfect hot or cold drink is delivered every time.



#### **FLOW STOP FUNCTION**

Personalise your hot/cold beverage to taste using the wheel interface (7 levels) or follow the recommended dosage on the capsule.



EDG625B BLACK

## GENIO™ AUTOMATIC

### OVERVIEW

Even if there is not a lot of counter space in your kitchen, you can still enjoy a gourmet-style coffee made to order with the technologically advanced NESCAFÉ® Dolce Gusto® Genio™ Automatic.

### FEATURES

- Prepares hot and cold beverages
- Easy introduction of capsules with stop safety device
- Custom control lever to personalise your coffee strength and mixture (for multi-capsule drinks)
- Flow stop function
- Easy to use removable water tank with 0.65 litre capacity
- Magnetic capsule holder
- Removable container for used capsules
- Adjustable drip tray
- Energy saving automatic stand-by mode after 20 minutes of no use

### ACCESSORIES INCLUDED

- Sample pack of 6 capsules

### AT A GLANCE



#### **DOLCE GUSTO® CAPSULE SYSTEM:**

Fitted with a 15 bar pressure pump, Dolce Gusto®'s extraction system ensures the perfect hot or cold drink is delivered every time.



#### **FLOW STOP FUNCTION**

Personalise your hot/cold beverage to taste using the wheel interface (7 levels) or follow the recommended dosage on the capsule.



EDG456S SILVER

EDG455B BLACK

## PICCOLINI™ MANUAL

### OVERVIEW

The NESCAFÉ® Dolce Gusto® Piccolini™ Manual is ideal for gourmet coffee lovers with limited counter space. Its thermoblock technology enables each drink variety to be prepared in less than one minute.

### FEATURES

- Prepares hot and cold beverages
- Easy introduction of capsules with stop safety device
- Mechanical lever
- Easy to use removable water tank with 0.6 litre capacity
- Magnetic capsule holder
- Removable container for used capsules
- Adjustable drip tray
- Energy saving automatic stand-by mode after 20 minutes of no use

### ACCESSORIES INCLUDED

- Sample pack of 6 capsules

### AT A GLANCE



#### **DOLCE GUSTO® CAPSULE SYSTEM:**

Fitted with a 15 bar pressure pump, Dolce Gusto®'s extraction system ensures the perfect hot or cold drink is delivered every time.



#### **ADJUSTABLE DRIP TRAY**

Drip tray height is adjustable for taller cups and glasses. Dishwasher safe.





**DE'LONGHI NESCAFÉ®  
Dolce Gusto®  
RANGE SPECIFICATIONS**



MODEL NO.	EDG605R	EDG600WH	EDG625B
Model name	Circolo™ Automatic	Circolo™ Manual	Melody™ 3 Automatic
Dimensions – WxHxD (mm)	204x327x326	204x327x326	200x306x315
Weight (kg)	3.65	3.65	2.7
Colour	<b>Red</b> – EDG605R	<b>White</b> – EDG600WH	<b>Black</b> – EDG625B
Warranty	2 years	2 years	2 years
TECHNICAL DATA			
Input power (W)	1500	1500	1500
Pump pressure (bar)	15	15	15
Thermoblock	Single	Single	Single
Water tank capacity (L)	1.3	1.3	1.3
Beverages per water tank	4 – 6	4 – 6	6 – 10
GENERAL FEATURES			
NESCAFÉ® Dolce Gusto® capsule system	•	•	•
Hot and cold drinks	•	•	•
Flow stop function	•	-	•
Mechanical lever	•	•	•
Automatic and programmable coffee quantity	•	•	•
Stop safety device	•	•	•
Adjustable drip tray	•	•	•
Removable tank for used capsules	•	-	-
Removable water tank	•	•	•
Backlit buttons	•	•	•
LED cup illumination	•	•	-
Energy saving mode	•	•	•
Stand-by function	•	•	•
On/Off switch	•	•	•

\*Available in other colours.



MODEL NO.	EDG456S*	EDG201S*
Model name	Genio™ Automatic	Piccolini™ Manual
Dimensions – WxHxD (mm)	163x300x231	159x287x220
Weight (kg)	2.5	2.3
Colour	<b>Silver</b> - EDG456S <b>Black</b> - EDG455B	<b>Silver</b> - EDG201S <b>Black</b> - EDG200B
Warranty	2 years	2 years
TECHNICAL DATA		
Input power (W)	1500	1500
Pump pressure (bar)	15	15
Thermoblock	Single	Single
Water tank capacity (L)	0.65	0.6
Beverages per water tank	2 – 4	2 – 4
GENERAL FEATURES		
NESCAFÉ® Dolce Gusto® capsule system	•	•
Hot and cold drinks	•	•
Flow stop function	•	-
Mechanical lever	•	•
Automatic and programmable coffee quantity	•	•
Stop safety device	•	•
Adjustable drip tray	•	•
Removable tank for used capsules	-	-
Removable water tank	•	•
Backlit buttons	•	•
LED cup illumination	-	-
Energy saving mode	•	•
Stand-by function	•	•
On/Off switch	•	•

\*Available in other colours.

# COFFEE CARE



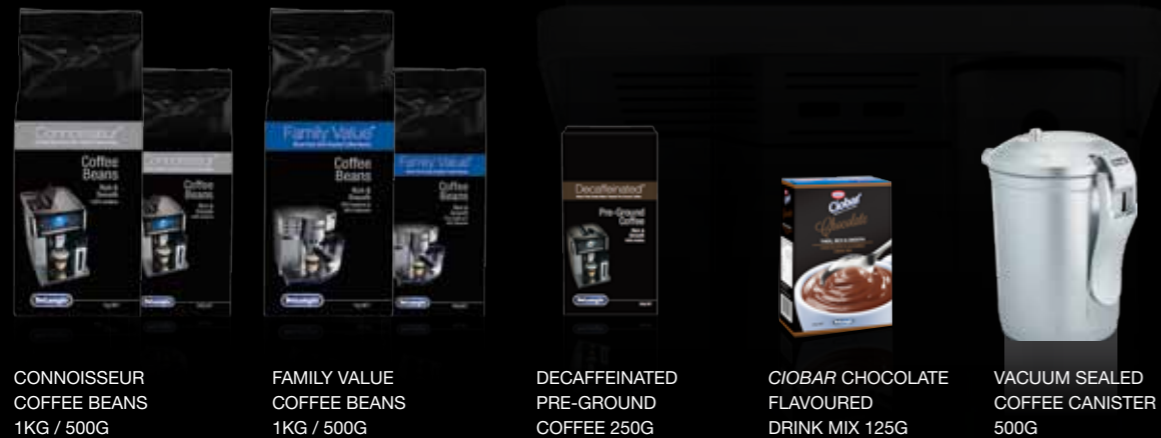
## DE'LONGHI COFFEE CARE

To consistently deliver the perfect cup every time, it is important to have the right accessories to assist you in using and maintaining your coffee machine. De'Longhi has everything a coffee enthusiast could desire.



### ITALIAN INDULGENCE

Experience the deep, robust flavours and aromas of De'Longhi's premium range of slow roasted, wood-fired coffee beans, or indulge in one of Italians' favourite treats – hot chocolate.



CONNOISSEUR  
COFFEE BEANS  
1KG / 500G

FAMILY VALUE  
COFFEE BEANS  
1KG / 500G

DECAFFEINATED  
PRE-GROUND  
COFFEE 250G

CIOBAR CHOCOLATE  
FLAVOURED  
DRINK MIX 125G

VACUUM SEALED  
COFFEE CANISTER  
500G

### CARE AND MAINTENANCE

Prevent mineral build-up from occurring with this range of care and maintenance products. By keeping your coffee machine in excellent condition, it will ensure the quality of the coffee is always at its very best, as well as extend the life of your machine.



COFFEE CARE KIT

ECODECALK  
500ML

WATER FILTER  
(ECAM MODELS ONLY)

NOKALK  
2 X 100ML

MILK CLEAN  
2 X 250ML

IFD CARE  
OIL 100ML

### BARISTAS COLLECTION

Achieve perfectly frothed milk with the spare milk jug for those who prefer skim or soy and serve directly into one of these sophisticated, café-style glasses. Use the chocolate shaker to create the crowning glory on top of your cappuccinos.



INSTANT FROTHING  
DEVICES (IFDs)

STAINLESS STEEL  
MILK JUGS  
1L/0.6L

DUAL WALL  
THERMO  
GLASSES  
220ML/190ML  
/60ML (SETS OF 2)

PICARDIE  
GLASSES  
220ML/90ML  
(SETS OF 6)

STAINLESS STEEL  
CHOCOLATE  
SHAKER

THE GREAT  
ITALIAN CAFÉ  
DVD

## From Flower to Coffee Bean

A true gift of nature, coffee comes from a plant belonging to the genus Coffea, a member of the Rubiaceae family. There are different varieties of coffee beans, but the two main commercial bean types are Arabica and Robusta.

### ARABICA COFFEE

Arabica coffee beans have a well-rounded, distinct aroma, smooth body and creamy taste.

### ROBUSTA COFFEE

Robusta coffee beans have a stronger, more intense flavour with a full body and woody after-taste.



## De'Longhi Coffee Blends

Being Italian, De'Longhi understands the culture, emotion and science behind any good coffee. Our coffee beans are imported from the best coffee-producing regions around the globe. Working with a local coffee craftsman with decades of experience, our beans are slow roasted daily in a wood-fired oven, ensuring the best and freshest coffee for your drinking enjoyment. Many compare the world of coffee to that of wine – an endlessly complex and intricate world of flavours, blends and techniques.



DECONN1KG



DECONN500G



DEFAMILY1KG



DEFAMILY500G



DEDECAFF250G

### CONNOISSEUR

A high roasted blend of 100% quality Arabica beans for an authentic espresso with aromatic tones, velvety consistency and a full-bodied, intense after-taste. Comes in 1kg and 500g bags.

### FAMILY VALUE

A skilful blend of 70% Arabica and 30% Robusta, delivers a good strength of coffee that is smooth and harmonious, yet sharp in flavour. Comes in 1kg and 500g bags.

### DECAFFEINATED

Comprising of 100% Arabica, the coffee beans are Swiss water treated to gently remove the caffeine while maintaining the beans' distinct characteristics, body and aroma. Comes in a 250g bag.

## How to Store Coffee



DECC500

Once roasted, coffee beans must be stored in a cool, dry and dark place to preserve the fresh taste of the bean. Roasted coffee exposed to air, moisture, heat, and light goes stale far more quickly and adversely affects flavour profile. The key to rich, full-flavoured coffee is limiting the effects of these external forces through proper storage.

**DE'LONGHI'S VACUUM COFFEE CANISTER** is a battery-powered, motorised unit that can hold 500g of coffee. It works to fend off moisture, oxidation and acidity. Just place coffee beans inside, pull the handle shut, and watch it create an airtight fresh-guarding environment.

## The Perfect Espresso

The espresso is at the heart of all coffee drinks and should have a 3 – 4mm thick, dark reddish-brown, velvety crema on the top. A perfect espresso is a serving of 30mL and should be enjoyable straight with no additives, yet bold enough to not disappear in milk. A pleasant and aromatic aftertaste should linger on the palate for several minutes after consumption.

## Key Ingredients to the Perfect Espresso



## Classic Espresso Recipes

☐ ESPRESSO ☐ STEAMED MILK ☐ MILK FROTH ☐ WATER

### CAFÉ MACCHIATO

☐ 1 x ☐ 1 x ☐

An espresso with a touch of milk. This delicious pick-me-up is often made with a spoonful or two of hot frothy milk.



### LONG BLACK

☐ 2 x ☐ 1 x ☐

A long black is made from two parts espresso coffee to one part hot water. The espresso is added after the hot water to preserve the fine crema on top.



### CAPPUCCINO

☐ 1 x ☐ 1 x ☐ 1 x ☐

A traditional Italian morning drink, cappuccino is made of equal parts espresso coffee, steamed milk and milk foam topped off with a fine dusting of cocoa. For a creamier drink, ask for a wet cappuccino (more steamed milk and less foam) and for a stronger coffee, a dry cappuccino (more milk foam than steamed milk) promises a more intense flavour.



### FLAT WHITE

☐ 1 x ☐ 2 x ☐

A popular Antipodean coffee drink, flat white is similar in composition to café latté with one part espresso coffee and two parts steamed milk - but without the milk foam.



### CAFÉ LATTÉ

☐ 1 x ☐ 2 x ☐ 1 x ☐

Literally meaning coffee and milk, café latté is traditionally only consumed at breakfast time in Italy. Made of one part espresso coffee, two parts steamed milk and half an inch of milk foam - this coffee is for those who prefer a milkier style.



## Care and Maintenance

### COFFEE CARE KIT

Model No. SER3012

Complete cleaning and maintenance kit for coffee machines.

**Contents:**

Entkalker Descaler, Milk Clean, IFD Care Oil, Microfibre Cloth, Brush, Spatula, Water hardness test, Cleaning and maintenance guide



**Applicable Models:**

All fully automatic coffee machines

### ECODECALK

Model No. 5513291781

100% eco-friendly descaler. Reduces limescale build-up and improves the machine's performance.

500mL (4 uses)

**Applicable Models:**

All coffee machines



### ENTKALKER DESCALER

Model No. NOKALK

Natural descaler that is anti-bacterial, non-corrosive and fully biodegradable.

2 single doses x 100mL

**Applicable Models:**

All coffee machines



### WATER FILTER

Model No. SER3017

Removes some of the impurities from water to improve the taste and aroma of your coffee.

2 months' use

**Applicable Models:**

ECAM\* series fully automatic coffee machines



### MILK CLEAN

Model No. SER3013

Removes hardened milk deposits and degreases steam arms, IFDs and milk jugs.

250mL

**Applicable Models:**

All coffee machines



### IFD CARE OIL

Model No. SER3014

A food-grade oil spray that is suitable for lubricating Instant Frothing Devices (IFDs).

100mL

**Applicable Models:**

All coffee machines with IFDs



## Barista Essentials

### FULLY AUTOMATIC COFFEE MACHINE INSTANT FROTHING DEVICES (IFDs)

Model No. ESAM6600JUG (For EABI6600 & ESAM6600), ESAM5500JUG (For ESAM5600), ECAMJUG (For ECAM\* series)

Use the spare removable milk jug for those who prefer skim, soy or any type of milk. Whether you prefer espresso macchiato, cappuccino, flat white or any other coffee speciality, the preparation of creamy foam takes just a matter of seconds at the press of a button.



### NESPRESSO COFFEE MACHINE INSTANT FROTHING DEVICES (IFDs)

Model No. LATTPREMJUG (For EN720M), LATTPPLUSJUG (For EN520\* series)

Use the spare removable milk jug for those who prefer skim, soy or any type of milk. Whether you prefer espresso macchiato, cappuccino, flat white or any other coffee speciality, the preparation of creamy foam takes just a matter of seconds at the press of a button.



### STAINLESS STEEL MILK FROTHING JUGS

Model No. SSFJ10L (1L), SSFJ06L (600mL)

Let your inner barista out and explore your coffee art skills with manual frothing. Ideal for frothing, heating or serving milk and cream.



### DUAL WALL THERMO GLASSES (SETS OF 2)

Model No. 5513214611 (220mL), 5513214601 (190mL), 5513214591 (60mL)

Can be used for espresso, coffee, tea and just about any drink, hot or cold. The dual wall design keeps hot drinks hot, while the glass remains cool to the touch.



### PICARDIE GLASSES (SETS OF 6)

Model No. PICARDIE220 (220mL), PICARDIE90 (90mL)

Made of impact and chip-resistant tempered glass, these glasses are safe for hot as well as cold beverages. Microwave and dishwasher safe.



### STAINLESS STEEL CHOCOLATE SHAKER

Model No. 5532125400

Made from high grade stainless steel, the removable lid and mesh top help finish off that perfect touch to your home café coffee or hot chocolate.



### THE GREAT ITALIAN CAFÉ DVD

Model No. TGIC2007

The Great Italian Café is a six part series showcasing the history, culture and style of the world's coffee capital and the country that invented espresso.



## Coffee Accessory Packs

### GRANDE PACK



- Coffee Beans (1kg bag)
- Coffee Canister
- Picardie Latté Glasses 220mL (set of 3)
- Descaler
- Milk Clean
- Nokalk
- Chocolate Shaker
- The Great Italian Café DVD

### DELUXE PACK



- Coffee Beans (500g bag)
- Picardie Latté Glasses 220mL (set of 3)
- Frothing Jug (1L)
- Descaler
- Chocolate Shaker

### ESSENTIAL PACK



- Coffee Beans (500g bag)
- Descaler
- Milk Clean
- Nokalk

### EXCLUSIVE PACK



- Coffee Beans (500g bag)
- Ciobar (2 x 125g)
- Chocolate Shaker
- Dual Wall Thermo Latté Glasses 220mL (set of 2)



### An invitation to join the DE'CLUB!

De'Longhi De'Club members enjoy a variety of special offers and benefits all year round. Exclusive offers to members include special deals on De'Longhi products and accessories. Our monthly De'Club newsletter will keep you posted on new products, recipes, competitions and more.

Joining the club is easy, simply register at:  
[www.delonghi.com.au/declub](http://www.delonghi.com.au/declub)



### An invitation to join the NESPRESSO CLUB!

The club gives you access to an exclusive network of privileged and personalised contacts with Nespresso. The appreciation of coffee is even deeper when we understand its origins and secrets. The practical services and benefits exclusive to Club Members combined with the expert knowledge and advice of Coffee Specialists to guide you and assist you, so that each of your tastings becomes a unique experience.

To join the Nespresso Club, register at:  
[www.nespresso.com](http://www.nespresso.com)



### An invitation to register with NESCAFÉ® DOLCE GUSTO®!

By registering with NESCAFÉ® Dolce Gusto®, customers receive a free box of capsules with your first online order from the webshop. Enjoy access to our exciting range of tempting coffees and other beverages as well as stylish accessories exclusively available online. Plus, be the first to hear about the latest news, tips and special offers.

Registering with NESCAFÉ® Dolce Gusto® is easy:  
[www.dolce-gusto.com.au](http://www.dolce-gusto.com.au)





Better Everyday

**DISTRIBUTED BY DE'LONGHI AUSTRALIA PTY LTD**  
ABN 49 104 012 857 | PO BOX 4540 CASULA MALL NSW 2170  
[www.delonghifullyauto.com.au](http://www.delonghifullyauto.com.au)

For Customer Care and Sales Information contact:  
1800 126 659 or fax: 1800 007 289

Optional accessories can be purchased via the De'Longhi Online Shop at:  
[shop.delonghi.com.au](http://shop.delonghi.com.au)

*Disclaimers: Not all models available at time of issue. Innovations and features depicted in this catalogue are on specific models only. Due to a policy of continuous improvement, technical specifications and included attachments / accessories may change without prior notice. Images in this catalogue are for illustrative purposes only.*



## Free Manuals Download Website

<http://myh66.com>

<http://usermanuals.us>

<http://www.somanuals.com>

<http://www.4manuals.cc>

<http://www.manual-lib.com>

<http://www.404manual.com>

<http://www.luxmanual.com>

<http://aubethermostatmanual.com>

Golf course search by state

<http://golfingnear.com>

Email search by domain

<http://emailbydomain.com>

Auto manuals search

<http://auto.somanuals.com>

TV manuals search

<http://tv.somanuals.com>