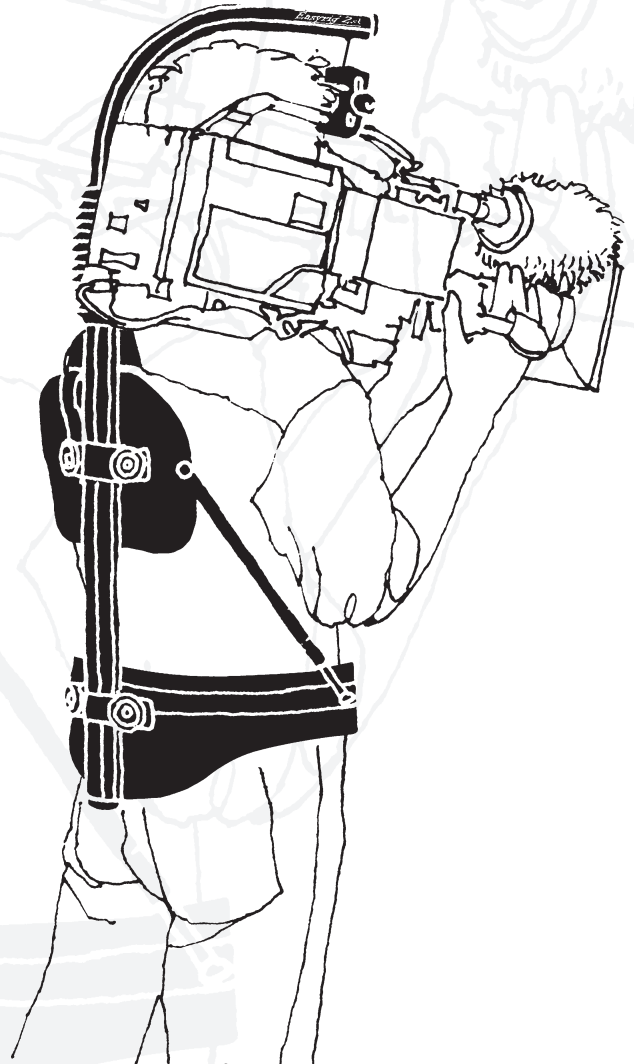


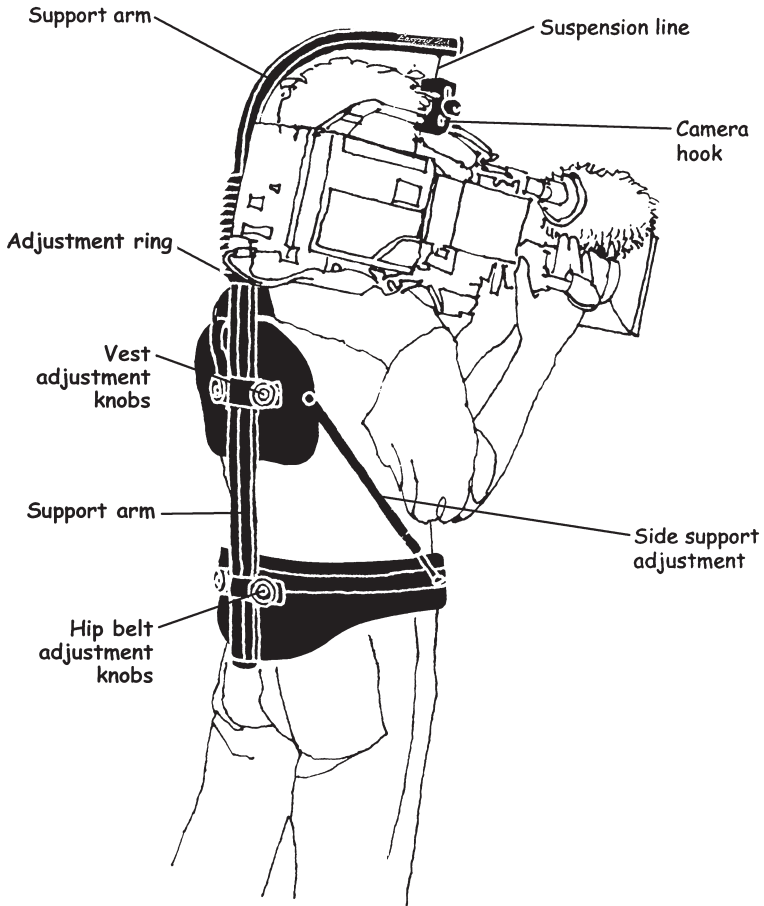
Pat.  
St. 5  
Easyrig<sup>®</sup> 2,1,5

# User Manual

Setup and  
Adjustment



[www.easyrig.com](http://www.easyrig.com)



---

Weight .....	3,1-3,4 kg (6,8-7,5 lbs)
Height .....	90-100 cm (2'11"-3'3")
Suspension line (fully stretched) .....	88 cm (2'10")
Maximum load .....	25 kg (55 lbs)

---

Made in Sweden

## Congratulations on your new Easyrig!

Easyrig is patented and specially designed by a photographer for professional photographers. It can be used with both video and film cameras. EASYRIG is manufactured in Sweden and has been ergonomically tested with optimal results.

EASYRIG gives you the advantages of both a handheld camera and tripod mounted camera; i.e. with the speed and mobility of the handheld camera you can still achieve steady pictures. EASYRIG relieves your back and shoulders. The load is redistributed to the hips so that you can concentrate on the actual filming. You won't suffer from a strained back or shoulders as you would from normal handheld shooting and you will be able to work for longer periods of time.

After you are finished with your Easyrig, just fold it and put it in the specially designed Petrol bag that your Easyrig is delivered in.

Easyrig will be your best tool when you do sport events, documentaries, news, yes, any occasion where handheld camera is required.

To get most out of your Easyrig, please read the user manual carefully.

Have fun!



Johan Hellsten

## Using the Easyrig

It is as simple to put the Easyrig on as it is with a backpack. Just don't forget to adjust it so it feels comfortable.

The weight of the camera should primarily be on your hips. It is important that the support bar is vertical - if it is lopsided, the load will be unevenly distributed on the hips and the camera might hit the bar.

The hip belt should be tightened so that the rig doesn't slide down or around the hips. The shoulder strap is mainly for balancing the Easyrig, and prevent it from tilting.

If the support arm is too high or too low, first try adjusting the support bar in relation to the hip belt/vest, or change position of your hips. It is also possible to adjust the tube inside the support bar, but that might require adjusting the tightness of the suspension line. Note that there must not be more than 10 cm (4 in) between the lower end of the tube and the adjustment ring.

When attaching the hook onto the camera, you might find it easier to put the camera on a table or a bench first. Try and find the right balance before you secure the hook.

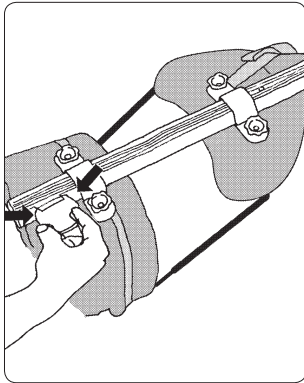
Don't forget to fasten the safety line.

## Hip shots

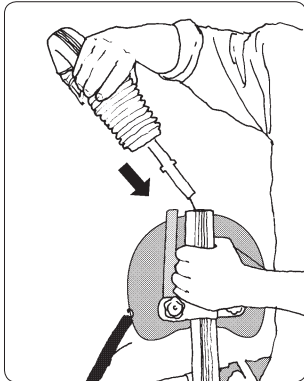
Easyrig gives you the freedom to shoot from various levels. You simply move the camera down from your shoulder as you would in an ordinary handheld situation - only now you don't feel more than a fraction of the camera's weight.

When shooting at hip level, lean backwards when pushing the camera forward, thus minimising the load on your back.

The length of the suspension line makes it possible to move the camera as far as your arms reach.



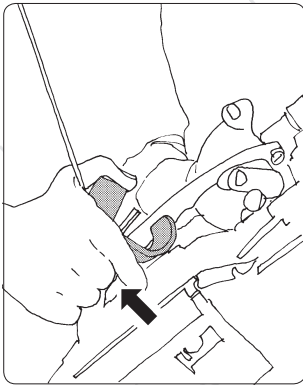
**Fig. 1**  
Undo the buckle and unfold  
the support arm.



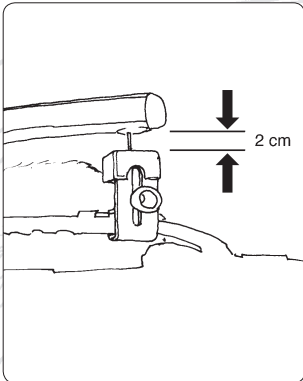
**Fig. 2**  
Let the tube slide into the  
back support bar and pull  
over the bellows.



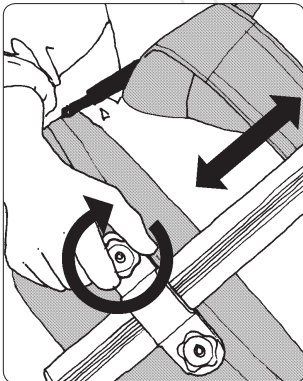
**Fig. 2**  
Put on your Easyrig.  
Adjust the hip belt until you  
find the rig comfortable.  
Pull the belt tightly.



**Fig. 4**  
Attach your camera to the Easyrig. Use your middle finger to open the hook. Secure the knob by turning the knob clockwise. Fasten the safety line.



**Fig. 5**  
Leave a gap of approx. 2 cm (1 inch) between the camera and the support arm.



**Fig. 6**  
If adjustment is needed, loosen the knobs and move the hipbelt and/or the vest to find the right position.

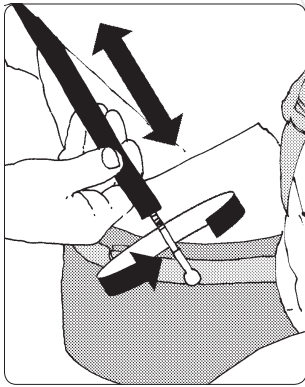


Fig. 7  
By adjusting the side supports you will move the weight on your hips.




Fig. 8  
Adjust the chest strap if necessary, but don't pull it too tight.  
Your Easyrig is now ready to be used.

### Different powered shock absorbers

CAMERA WEIGHT at +20°C										
kg	6	8	10	12	14	16	18	20	22	kg
300 N		400 N		500 N		600 N		700 N		850 N
lbs	13	17	22	26	30	35	40	44	48	lbs
CAMERA WEIGHT at 68°F										

## Safety precautions

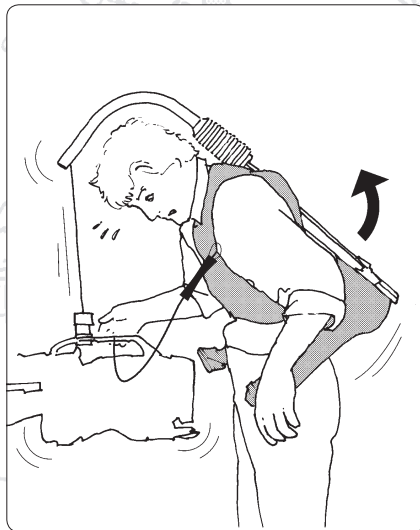
Always hold the camera when working with the Easyrig. There is a safety strap which you attach to the camera and hook onto the vest.

Never undo the hip belt buckle when the camera is attached to the Easyrig! The weight of the camera will pull the top of the Easyrig down, and you might lose control of the camera.

If you fall into water when wearing the Easyrig, it's important to get the equipment off quickly. Just release the hip belt and shoulder strap buckles and slide the shoulder strap over your arm.

Be especially careful when filming in rough terrain. Make sure you wear comfortable shoes and clothing.

If you work with the Easyrig under special conditions, i.e. in a car, boat, plane or helicopter, make sure to use a safety belt or harness.





## Some practical advice

Try to keep the camera as close to your body as possible, to avoid unnecessary strain on your back.

When filming upwards, you might find it easier if you have the camera tucked under your arm.

When filming at hip or knee level, you can remove the eye piece in order to see better. You could also attach an LCD screen, to get better control of the shot.

When shooting at hip level during longer periods of time, rest the camera on the hip belt to increase stability.

Avoid getting your clothing creased under the hip belt since it may cause discomfort.

Use the Easyrig for transporting your camera to and from the filming site.

When folding your Easyrig, always make sure to put the upper part of the support arm inside the hip belt and fasten the buckle at the back of the hip belt. This will prevent the suspension line from wearing.

When filming with a cable, fasten it to the Easyrig in order to maintain stability.

If you don't use your Easyrig for more than a couple of months, make sure to store it standing up. Otherwise the shock absorber gasket might dry out.

"Easyrig is an effective ergonomic relief aid for back and shoulders, intended for TV cameramen working with hand held cameras. A considerable load relief has been ascertained. The aid provides a good basis for improvement of back health. The results show that this aid can give longterm benefits in the form of improved back health, work effectiveness and picture quality."

*Elisabeth Schell, Authorised ergonomist and registered physio-therapist, Swedish Television.*

**Australia**

**Lemac**  
 Sydney:  
 14-16 Punch Street  
 Artarmon NSW 2064  
 Phone: +61 2 9438 4488  
 Fax: +61 2 9438 3399  
 e-mail: lemac@lemac.com.au  
 web: www.lemac.com.au

**Melbourne:**  
 2 Griffiths Street  
 Richmond VIC 3121  
 Phone: +61 3 9429 8588  
 Fax: +61 3 9428 3336

**Brisbane:**  
 5 Exhibition Street  
 Bowen Hills QLD 4006  
 Phone: +61 7 3252 9777  
 Fax: +61 7 3252 9877

**Austria**

**Avisis Electronics GmbH**  
 Felbigergasse 38, 1140 Wien  
 Phone: +43 1 41 960 10  
 Fax: +43 1 41 960 07  
 e-mail: office@avisys.co.at  
 web: www.avisys.co.at

**Bangladesh**

**Film Trust**  
 81 North South Road, 1st. Floor  
 Bijoynagar  
 Dhaka - 1000  
 Tel: +880 2 831 6514,  
 935 1939  
 Fax: +880 2 831 9388  
 E-mail: filmtrust@agni.com

**Belgium**

**ES Video Facilities**  
 Technologielaan 3  
 3001 Heverlee  
 Phone: +32 16 40 40 20  
 Fax: +32 16 40 51 60  
 e-mail: info@esvideo.be  
 web: www.esvideo.be

**Canada**

**Precision Camera Inc.**  
 181 Carlaw Avenue  
 Toronto, Ontario, M4M 2S1  
 Phone: +1 416 461 3411  
 Fax: +1 416 461 4869  
 web: www.pci-canada.com

**Support Communication Inc.**  
 4949 E. Metropolitan  
 Montreal Quebec, H1R 1Z6  
 Phone/fax: +91 514 498 3335  
 Pierre Pelletier  
 e-mail: SupportCommunication@videotron.ca

**China**

**Videotech Consultants Company**  
 13B, Fuk Shing Mansion  
 89 Ma Tau Wai Road  
 Hung Hom, Kln, Hong Kong  
 Phone: +852 2764 9763  
 Fax: +852 2362 5996

**Denmark**

**Zimmermann Film & Videoteknik**  
 H.C. Ørstedsvvej 11 B  
 1879 Frederiksberg C  
 Phone: +45 33 25 85 25  
 Fax: +45 33 25 85 23  
 e-mail: mail@zimmermann.dk  
 web: www.zimmermann.dk

**Dubai**

**United Broadcast & Media Showroom #1,**  
 Rashid Al Majid Building,  
 Airport Road, Dubai, U.A.E.  
 Phone: +971 4 2827171  
 Fax: +971 4 2827373  
 e-mail: sales@ubms.biz  
 web: www.ubms.biz

**Egypt**

**Egypt Plus**  
 12 Soliman Abaza street  
 Mohandseen, Giza 12311  
 Phone: +20 2 761 3484,  
 337 3914, 338 0529  
 Fax: +20 2 337 3914  
 e-mail: mseif@egyptplus.net

**Finland**

**Qualitron Oy Ab**  
 Vitikka 4, 02630 Espoo  
 Phone: +358 (0)9 2510 1622  
 Fax: +358 (0)9 2510 1690  
 Mobile: +358 (0)50 4653 561  
 e-mail: pekko.larjo@qualitron.fi  
 web: www.qualitron.fi

**Pro Av Saarikko Oy**  
 Otakuja 2, 02150 Espoo  
 Phone: +358 9 5259 2113  
 Fax: +358 9 5259 2123  
 e-mail: ilkka@proav.fi  
 web: www.proav.fi

**France**

**Emit**  
 2, Bd de la Libération  
 Urbaparc 1 Bat A3  
 93284 Saint Denis  
 Phone: +33 1 48 13 90 10  
 Fax: +33 1 48 13 90 13  
 e-mail: emit@wanadoo.fr

**Germany**

**Filmtechnik**  
**A. Chrosziel GmbH**  
 Klausnerring 6  
 85551 Heimstetten  
 Phone: +49 89 901 09 10  
 Fax: +49 89 447 08 61  
 e-mail: info@chrosziel.de  
 web: www.chrosziel.com

**Great Britain**

**Production Gear Ltd.**  
 Millennium Studios  
 Elstree Way,  
 Borehamwood  
 Herts WD6 1SF  
 Phone: +44 (0)20 8236 1212  
 Fax: +44 (0)20 8236 1414  
 info@productiongear.co.uk  
 web: www.productiongear.co.uk

**Greece**

**M C Manios**  
 Aragneou 14  
 115 22 Athens  
 Phone: +30 210 645 29 95  
 Fax: +30 210 645 29 97  
 e-mail: info@mcmanios.gr  
 web: www.mcmanios.gr

**Holland**

**Vocas Sales & Services**  
 Larensweg 121  
 1221 CL Hilversum  
 Phone: +31 35-6233 707  
 Fax: +31 35-6233 997  
 e-mail: j.verlinden@vocas.nl  
 web: www.vocas.nl

**Fofic b.v.**  
 Kruyderlaan 35  
 3431 BM Nieuwegein  
 Phone: +31 30 6044422  
 Fax: +31 30 6047944  
 e-mail: joop.verlinden@fofic.nl  
 web: www.fofic.nl

**Israel**

**Band Pro Film Video Inc.**  
 3 Hasolelim street  
 Tel-Aviv 678970  
 Phone: +972 3 562 1631  
 Fax: +972 3 562 1632  
 e-mail: bandpro@netvision.net.il  
 web: www.petrolbags.com

**Italy**

**Cartoni S.p.A.**  
 Via Giuseppe Mirri 13  
 00159 Rome  
 Phone: +39 06 438 2002  
 Fax: +39 06 435 88293  
 e-mail: edp@cartoni.com  
 web: www.cartoni.com

**Japan**

**Suzuki Enterprises Inc.**  
 Daiichi Nishiya bld 2f  
 1-7-3 Hatagaya, Shibuya-Ku  
 Tokyo 151-0072  
 Phone: +81 3 5350 8235  
 Fax: +81 3 5350 8237  
 e-mail: sei@sei8404.com  
 web: www.sei8404.com

**Korea**

**Human Network Broadcast**  
 RM501 SungWooNetVill  
 919 Mok dong Yangcheon-Gu  
 Seoul, Korea 158-051  
 Phone: +82 2 2168 2040  
 Fax: +82 2 2062 2014  
 e-mail: hnb@hnb.co.kr  
 web: www.hnb.co.kr

**Digital Sunwoo Co. Ltd**  
 10F, KCE B/D, #16-60,  
 Hangangro 3Ka, Yongsan-Ku, Seoul  
 Phone: +82 2 705 1245  
 Fax: +82 2 705 1244  
 sunwoo@digitalsunwoo.co.kr  
 web: www.digitalsunwoo.co.kr

**Norway**

**Bright AS**  
 Brenneriveien 11, 0182 Oslo  
 Phone: +47 22 98 22 22  
 Fax: +47 22 98 22 23  
 e-mail: post@brighttech.no  
 web: www.brighttech.no

**Palestina**

**Star 2000**  
 P.O. Box 2130, Ramallah  
 Phone: +970 52 88 65 18  
 Fax: +970 52 98 40 37  
 e-mail: star2000@p-ol.com

**Poland**

**Studiotech Poland Sp. z.o.o.**  
 ul. Taneczna 18 A  
 Pl 02-829 Warszawa  
 Phone: +48 22 644 1025  
 Fax: +48 22 648 0171  
 asekrecka@studiotech.com.pl  
 web: www.studiotech.com.pl

**Russian Federation**

**Sintex**  
 Kasatkina st. 11, build 3, Moscow  
 Phone: +7 495 258 5979  
 Fax: +7 495 258 5979  
 e-mail: mail@sintex.ru  
 web: www.sintex.ru

**CineLine**  
 65 bld.5 Leningradskoe shosse  
 124445, Moscow  
 Phone/Fax: +7 095 4584381  
 e-mail: cineline@inbox.ru

**Slovenia**

**MOPS d.o.o.**  
 Papirnica 26, 4220 Skofja Loka  
 Phone/Fax: +386 4 512 18 39  
 Mobile: +386 (0)41 70 63 10  
 e-mail: mops@siol.net

**Spain**

**Ceproma, S.A.**  
 Arturo Soria, 106, Chalet 3  
 28027 Madrid  
 Phone: +34 91 408 60 12  
 Fax: +34 91 408 28 54  
 e-mail: ceproma@teleline.es

**Taiwan**

**View Point Image Assemblings**  
 6f No. 153 Shuei-Yuan Rd.  
 Taipei  
 Phone: +886 2 2303 7899  
 Fax: +886 2 2301 2028  
 e-mail: yltgrove@tp.silkera.net

**Turkey**

**Sigma**  
 Guniz Sokak 23 / 8  
 Kavaklidere 06700, Ankara  
 Phone: +90 312 4662169  
 Fax: +90 312 4662175  
 e-mail: sigmases@sigmases.com  
 web: www.sigmases.com

**USA**

**16x9inc.**  
 P.O. Box 10142  
 Burbank, CA 91505  
 Phone: +1 818 972 2839  
 Fax: +1 818 972 2832  
 Toll Free: 1 866 800 1699  
 e-mail: james16x9inc.com  
 web: www.16x9inc.com

**Abel Cine Tech Inc.**  
 609 Greenwich St, 5th Floor  
 New York, NY 10014  
 Phone: +1 888 223 1599  
 Phone: +1 212 462 0100  
 Fax: +1 212 462 0199  
 e-mail: info@abelcine.com  
 web: www.abelcine.com

If there is no agent in your country, please contact our head office directly:

**EASYRIG AB**  
 Anumark 231  
 S-905 95 Umeå  
 Sweden  
 Phone/fax: +46 90 77 60 01  
 e-mail: info@easyrig.se  
 web: www.easyrig.se

Up to date agent information found on website

## Easyrig limited Warranty

Manufacturer's products are warranted to be free from defects caused by faulty materials or workmanship for a period of two years from the date of purchase. The liability of the Manufacturer under this warranty is limited to repairing, replacing, or at its option issuing credit for any of its products which are returned by purchaser during such period provided, however, that:

A. Warranty card is properly filled out and returned to Manufacturer within 30 days of purchase.

B. Defective merchandise is returned to Manufacturer accompanied by a report of findings indicating the basis of/for rejection and with transportation charges paid by the purchaser.

C. That such defects exist and have not been caused by abuse, misuse, neglect, improper installation or assembly, repair, alteration or accident.

In no event shall Manufacturer be liable for collateral or consequential damages of any nature. This warranty is in lieu of all other warranties expressed or implied.

## Easyrig Warranty Information card

Please mail within 30 days of purchase.

Name \_\_\_\_\_ Title \_\_\_\_\_

Company \_\_\_\_\_ Type of business \_\_\_\_\_

Address \_\_\_\_\_

City \_\_\_\_\_ Postal code \_\_\_\_\_

Country \_\_\_\_\_

Phone: \_\_\_\_\_ Fax: \_\_\_\_\_

e-mail: \_\_\_\_\_


Easyrig serial No: \_\_\_\_\_

Purchase location/company: \_\_\_\_\_ Date: \_\_\_\_\_

Please send to: Easyrig AB  
Anumark 231  
S-905 95 Umeå  
Sweden

or fax to: +46 90 77 60 01

Thank you!



## Free Manuals Download Website

<http://myh66.com>

<http://usermanuals.us>

<http://www.somanuals.com>

<http://www.4manuals.cc>

<http://www.manual-lib.com>

<http://www.404manual.com>

<http://www.luxmanual.com>

<http://aubethermostatmanual.com>

Golf course search by state

<http://golfingnear.com>

Email search by domain

<http://emailbydomain.com>

Auto manuals search

<http://auto.somanuals.com>

TV manuals search

<http://tv.somanuals.com>