

## Troubleshooting and reconnecting wires to the “compressor capacitor” on the AP550Z

### *Tools required:*

Phillips screwdriver

### *The problem:*

If the AP550Z was recently shipped or roughly moved, it may have one of two problems:

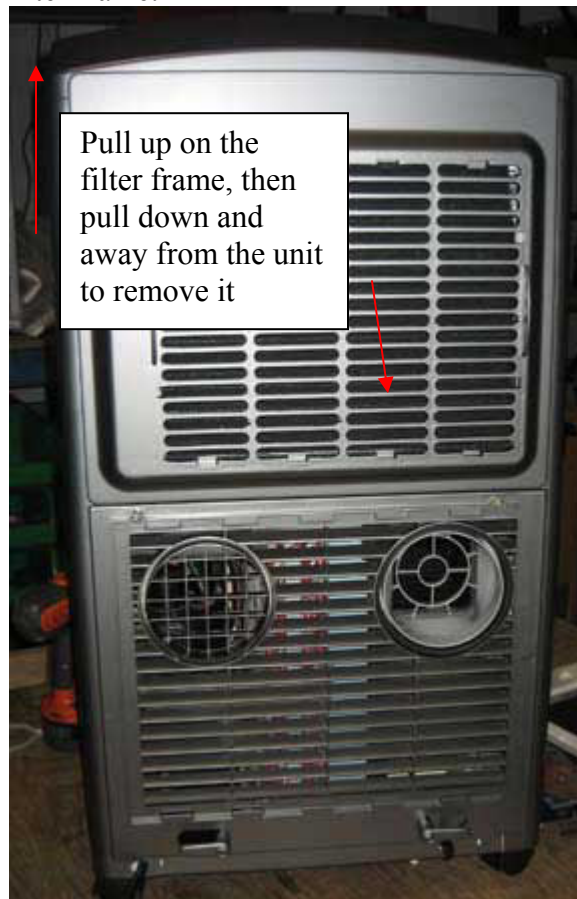
- The fan to the interior of the room turns on, but the air blown out of it is room temperature. Or,
- The unit blows the circuit breaker it is run on

### *Warnings:*


- **Make sure the unit is disconnected from the power supply prior to working on it**
- Do not attempt this repair if you do not feel comfortable with any procedures
- If you require any assistance, please call EdgeStar Service at 866-319-5473

### *The repair:*


1. Make sure the unit is unplugged
2. Face the rear of the unit
3. Remove the filter frame:



4. Once the filter frame has been removed, remove the lower portion of the back of the unit:

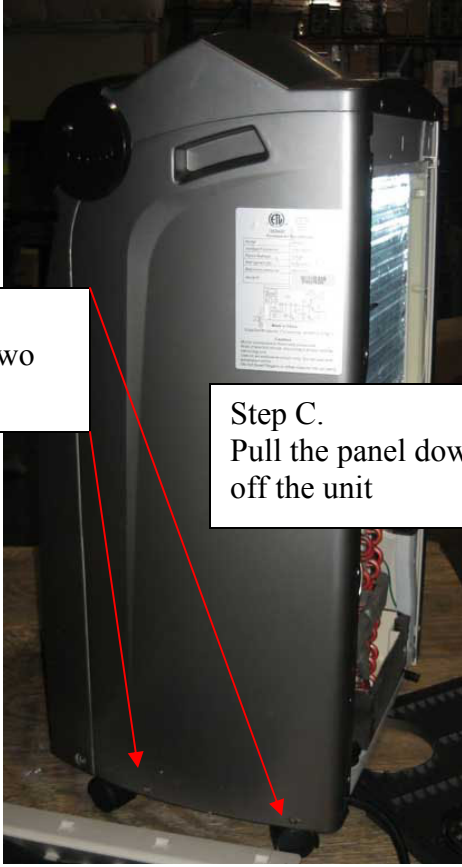


5. Now remove the left side of the unit (left, assuming you are facing the rear of the unit)




Step B.  
Remove these two  
screws.

Step C.  
Pull the panel down and  
off the unit




6. Locate the “compressor capacitor”. It is a silver cylinder that is about 4” long.

**Make sure that the unit is not plugged in prior to touching any wires**



7. Look at the wires going into this capacitor- there should be four wires and one bare terminal.




A view of the capacitor from below



A close-up of the capacitor

8. If any wires are not connected, connect them. The three blue wires all connect to one terminal, and the one red wire connects to a terminal all by itself.



9. Finally, put the unit back together by reversing the above instructions.
10. Once the unit is completely reassembled, plug it in. Select the cool mode, and lower the thermostat settings all the way. The compressor should kick on after no more than 3 minutes. If so, congratulations on the repair! If not, call EdgeStar service at 866-319-5473 for further assistance.

## Free Manuals Download Website

<http://myh66.com>

<http://usermanuals.us>

<http://www.somanuals.com>

<http://www.4manuals.cc>

<http://www.manual-lib.com>

<http://www.404manual.com>

<http://www.luxmanual.com>

<http://aubethermostatmanual.com>

Golf course search by state

<http://golfingnear.com>

Email search by domain

<http://emailbydomain.com>

Auto manuals search

<http://auto.somanuals.com>

TV manuals search

<http://tv.somanuals.com>