



# Side-by-Side Refrigerators

FFSC2323L S/P/E

23 Cu. Ft. Counter-Depth



## Signature Features

### Store-More™ Organization System

Our Store-More™ organization system includes gallon door, stacked drawer, and adjustable door bins to keep food organized and easy to find when you need it.

### Store-More™ Humidity-Controlled Crisper Drawers

Keep your fruits and vegetables fresh in our humidity-controlled crisper drawers.

### PureSource 3®

PureSource 3® Water Filtration gives you cleaner, better-tasting water at your fingertips.

### Counter-Depth Design

Counter-depth refrigerators have a built-in look for a sleek style and take up less room in the kitchen than standard-depth refrigerators without losing usable shelf space.

## Product Dimensions

Height (Including Hinges & Rollers)	69-3/8"
Width	36"
Depth (Including Door)	26-7/8"

## More Easy-To-Use Features

### Store-More™ Gallon Door Bins

Door storage gives you room for larger items like a gallon of milk.

### SpillSafe® Shelves

Designed to keep spills contained, making cleanup a breeze.

### EnergySaver™ Plus Technology<sup>1</sup>

Our refrigerator will automatically go into an energy-saving mode if not opened for 24 hours.

### Ready-Select™ Controls

Easily select options with the touch of a button.

### Bright Lighting

Our bright lighting makes it easy to see what's inside.

### Cool Zone™ Drawer

Conveniently located in the fresh food compartment for easy access to sandwich foods.

### Attractive Stainless Steel Exterior<sup>2</sup>

### Filter Change Alert

### Control Lock Option

Available in:



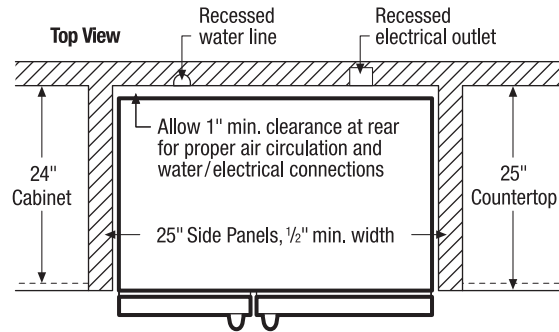
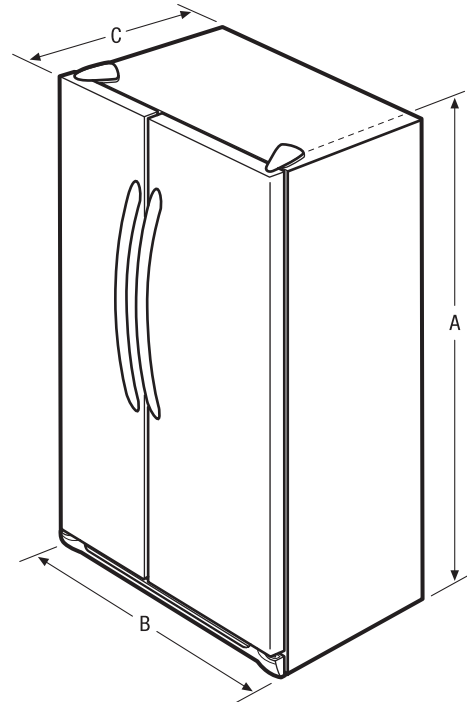
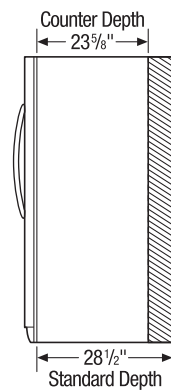
<sup>1</sup>If this refrigerator door is not opened for 24 hours AND the refrigerator system is set to the 12-hour defrost cycle, then the system automatically goes to a 96-hour compressor run time defrost cycle to conserve electricity.

<sup>2</sup>Select models only.

Features	
Door Design	UltraSoft™
Door Handle Design	Stainless Steel (S), Color-Coordinated (P/E)
Cabinet Finish	Grey (S), Color-Coordinated (P/E)
Door Stops/Door Closers	Yes/Yes
Door Hinge Covers	Stainless Steel (S), Color-Coordinated (P/E)
Rollers - Front/Rear	Adjustable/Yes
EnergySaver™ Plus Technology	Yes
Water Filter Location	Top Right Rear
Sound Package	Quiet Pack
Dispenser	
Controls	Ready-Select™
Dispenser Design	Tall, Single Paddle
Number of Dispenser Buttons	7
Crushed Ice/Cube Ice/Chilled Water	Yes/Yes/Yes
Ice Option/Freeze Option	
Display On/Off Option	
Control Lock /Light	Yes/Yes
Temp/Door Ajar/Power Failure Alerts	
Water Filter Change Indicator Light	Yes
Air Filter Change Indicator Light	
Refrigerator Features	
Interior Lighting	Bright
Water Filter Type	PureSource 3*
Air Filter Type	
Fixed Shelves	
Sliding Shelves	3 SpillSafe*
Cool Zone™ Drawer	1 Clear
Wine/Can Rack	
Upper Crisper / Lower Crisper	1 Clear/1 Clear
Humidity Controls	1
Dairy Compartment	1 Clear
Fixed Door Bins	1 One-Gallon White
Adjustable Door Bins	2 Two-Liter White
Non-Slip Bin Liner / Bottle Retainers	
Condiment Bin	1 White
Freezer Features	
Door Bins/Tilt-Out Wire Door Bins	4 White/No
Fixed Shelves	3 Wire
Full Extension Baskets	
Full Freezer Baskets	1 Wire
Half Freezer Baskets	
Ice Cream Shelf / Pizza Shelf	Yes/No
SpaceSaver™ Shelf	
Lighting	
Specifications	
Total Capacity (Cu. Ft.)	22.6
Refrigerator Capacity (Cu. Ft.)	14.1
Freezer Capacity (Cu. Ft.)	8.5
Power Supply Connection Location	Right Bottom Rear
Water Inlet Connection Location	Left Bottom Rear
Voltage Rating	120V/60Hz/15 or 20A
Connected Load (kW Rating) @ 120 Volts¹	1.02
Amps @ 120 Volts	8.5
Minimum Circuit Required (Amps)	15
Shipping Weight (Approx.)	310 Lbs.

¹For use on adequately wired 120V, dedicated circuit having 2-wire service with a separate ground wire. Appliance must be grounded for safe operation.

Standard Refrigerator Depth vs. Counter Depth



NOTE: For planning purposes only. Always consult local and national electric and plumbing codes. Refer to Product Installation Guide for detailed installation instructions on the web at frigidaire.com.



Product Dimensions	
A - Height (Incl. Hinges and Rollers)	69-3/8"
B - Width	36"
C - Depth (Incl. Door)	26-7/8"
Depth with Door Open 90°	45"

"Built-In Look" Cutout Dimensions	
Height (Incl. Hinges and Rollers)	70-1/4"
Width	36"
Depth	25"

Accessories information available on the web at frigidaire.com

## Free Manuals Download Website

<http://myh66.com>

<http://usermanuals.us>

<http://www.somanuals.com>

<http://www.4manuals.cc>

<http://www.manual-lib.com>

<http://www.404manual.com>

<http://www.luxmanual.com>

<http://aubethermostatmanual.com>

Golf course search by state

<http://golfingnear.com>

Email search by domain

<http://emailbydomain.com>

Auto manuals search

<http://auto.somanuals.com>

TV manuals search

<http://tv.somanuals.com>