



**1x4 DVI Monitor
Switcher**
USER MANUAL

ASKING FOR ASSISTANCE

Technical Support:

Telephone (818) 772-9100
(800) 545-6900

Fax (818) 772-9120

Technical Support Hours:

8:00 AM to 5:00 PM Monday through Friday.

Write To:

Gefen Inc.
C/O Customer Service
20600 Nordhoff St
Chatsworth, CA 91311

Notice

Gefen Inc. reserves the right to make changes in the hardware, packaging and any accompanying documentation without prior written notice.

1x4 DVI Monitor Switcher is a trademark of Gefen Inc.

TABLE OF CONTENTS

- 1 Introduction
- 2 Features
- 3 Panel Descriptions
- 4 Connecting and Operating the 1x4 DVI Monitor Switcher
- 5 RMT4-IR Installation
- 6 Specifications
- 7 Warranty

INTRODUCTION

Congratulations on your purchase of the ex•tend•it 1x4 DVI Monitor Switcher. Your complete satisfaction is very important to us.

Gefen's line of DVI switches, extenders, and splitters are designed to make your A/V equipment use more comfortable, more productive and less expensive.

The 1x4 DVI Monitor Switcher allow access to multiple DVI displays, using a single DVI source while the DVI extender product line can extend the DVI video up to 1640 feet (500 meters).

The ex•tend•it line offers solutions for noise, space and security concerns, data center control, information distribution, conference room presentation, school and corporate training environments.

Our Commitment

Gefen will always offer the finest quality product at the best possible price. Included in that price is a lifetime of support from a team of outstanding engineers.

The ex•tend•it 1x4 DVI Monitor Switcher allows four DVI displays to be switched easily from one DVI source. The 1x4 DVI Monitor Switcher can also be placed at the end of a long DVI cable to regenerate the DVI signal.

FEATURES




Features

- Connects a DVI/HDMI source to multiple DVI or HDMI compatible monitors or projectors
- Maintains highest single link video resolution (1920x1200x60hz)
- Supports DDWG standard for DVI compliant monitors
- Installs in minutes

Includes:

- (1) 1x4 DVI Monitor Switcher
- (1) 6' DVI-D cables (m-m)
- (1) 5VDC Power Supply
- (1) RMT4-IR

PANEL DESCRIPTIONS



CONNECTING AND OPERATING THE 1X4 DVI MONITOR SWITCHER

How to Connect the 1x4 DVI Monitor Switcher to your devices

- 1** Connect the supplied DVI cable from the DVI source into the 1x4 DVI Monitor Switcher Input.
- 2** Connect the cables from your displays (monitor or projector) into the DVI Outputs of the 1x4 DVI Monitor Switcher.
- 3** Plug the 5v power supply into the DVI Monitor Switcher.
- 4** Plug the 5v power supply into the wall outlet.


How to Operate the 1x4 DVI Monitor Switcher

- 1** Use the RMT4-IR remote control to remotely switch between sources.
- 2** Alternatively, use a RMT4 remote control port to remotely switch between sources.

RMT4-IR INSTALLATION

1. Remove battery cover from the back of the RMT4-IR remote.
2. Verify that dip switches 1 & 2 are in the down (OFF) position.
3. Insert the battery, hold the battery so that you can see the positive side facing up. The side that is not marked must be facing down.
4. Test the RMT4-IR remote by pressing **ONLY** one button at a time. The indicator light on the remote will flash once each time you press a button. **WARNING:** Do not press multiple buttons simultaneously and do **NOT** press buttons rapidly. These actions will cause the remote to reset and steps 1-4 will have to be repeated.

Note: The RMT4-IR ships with two batteries. One battery is required for operation, the second battery is complimentary.



SPECIFICATIONS

Video Amplifier Bandwidth	1.65 GHz
Input Video Signal	1.2 volts p-p
Input DDC Signal	5 volts p-p (TTL)
Single Link Range	1920 x 1200
DVI Input/Output Connector Type	DVI-D
Power Consumption	15 Watts (max.)
Power Supply	5VDC
Dimensions	9.125"W x 1.125"H x 3.25"D
Shipping Weight	4 Lbs

WARRANTY

Gefen Inc. warrants the equipment it manufactures to be free from defects in material and workmanship.

If equipment fails because of such defects and Gefen Inc. is notified within two (2) year from the date of shipment, Gefen Inc. will, at its option, repair or replace the equipment, provided that the equipment has not been subjected to mechanical, electrical, or other abuse or modifications.

Equipment that fails under conditions other than those covered will be repaired at the current price of parts and labor in effect at the of repair. Such repairs are warranted for ninety (90) days from the day of reshipment to the Buyer.

This warranty is in lieu of all other warranties expressed or implied, including without limitation, any implied warranty or merchantability or fitness for any particular purpose, all of which are expressly disclaimed.

1. Proof of sale may be required in order to claim warranty.
2. Customers outside the US are responsible for shipping charges to and from Gefen.
3. Copper cables are limited to a 30 day warranty and cable must be free from any scratches, markings, and neatly coiled.

The information in this manual has been carefully checked and is believed to be accurate. However, Gefen Inc. assumes no responsibility for any inaccuracies that may be contained in this manual. In no event will Gefen Inc., be liable for direct, indirect, special, incidental, or consequential damages resulting from any defect or omission in this manual, even if advised of the possibility of such damages. The technical information contained herein regarding 1x4 DVI Monitor Switcher features and specifications is subject to change without notice.

Free Manuals Download Website

<http://myh66.com>

<http://usermanuals.us>

<http://www.somanuals.com>

<http://www.4manuals.cc>

<http://www.manual-lib.com>

<http://www.404manual.com>

<http://www.luxmanual.com>

<http://aubethermostatmanual.com>

Golf course search by state

<http://golfingnear.com>

Email search by domain

<http://emailbydomain.com>

Auto manuals search

<http://auto.somanuals.com>

TV manuals search

<http://tv.somanuals.com>